

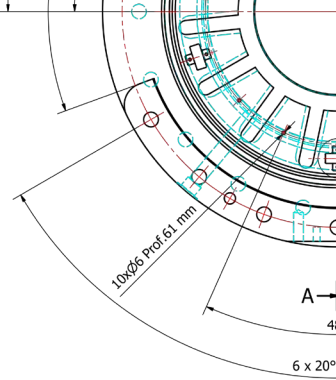


# TOM


The new generation of PVC-O pipes



► Excellence in high-pressure water piping



## Molecular Orientation, a revolution in PVC

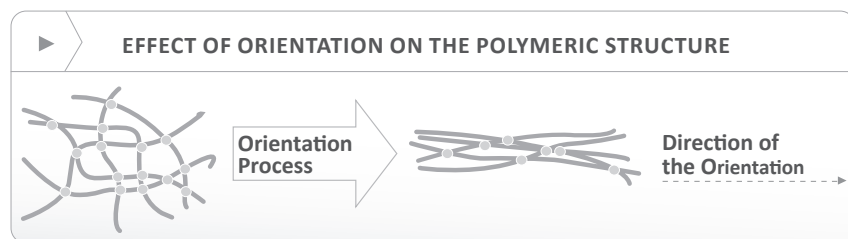


When PVC with its amorphous structure (lower section) is subjected to the orientation process, a laminate structure is obtained (upper section).

▶ **◎** TOM® PVC-O pipes are the most advanced pipes for the conveyance of high-pressure water currently available on the market, with a number of exceptional features for this kind of application, thanks to the process of Molecular Orientation.

PVC is essentially an amorphous polymer in which the molecules are located randomly. However, under certain conditions of pressure, temperature and speed, by stretching the material, it is possible to orient the polymer molecules in the same direction as which the material has been stretched.

Depending on the process parameters used and mostly stretch ratio, a higher or lower orientation degree will be obtained. The result is a plastic with a layered structure which layers can be seen at a glance.




The Molecular Orientation process modifies the PVC's structure by giving the polymer's molecules a linear orientation.

### A plastic with unbeatable properties

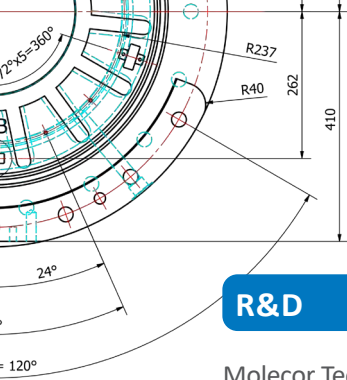
The process of Molecular Orientation greatly enhances PVC's physical and mechanical properties and gives it a number of exceptional features, without altering the advantages and properties of the original polymer. Thereby it is obtained a plastic with unbeatable qualities in terms of **resistance to traction and fatigue, flexibility and impact resistance.**

When used in high-pressure water pipelines **this type of piping has a high resistance and an extremely long lifetime.** Moreover, the pipe is highly energy-efficient and eco-friendly not only for the way it is made but also because of its subsequent use. Other advantages include reductions in costs and installation times.

For all these reasons, **TOM® PVC-O pipes are the best solution** for medium and high pressure water networks for irrigation systems, potable water supply, fire extinguishing networks and pumping systems, among other applications.



TOM® pipes



# WHY MOLECOR IS DIFFERENT? ...



## R&D

Molecor Tecnologia is a **company committed to research and development**, with clear **international vocation**, which markets products and technology developed entirely in Spain. **Molecor** firm commitment to **R&D**, goes beyond technology development and has been recognized with various **WIPO PCT** registered worldwide and with deals with the most reputable public research and development entities.

## 100% specialization

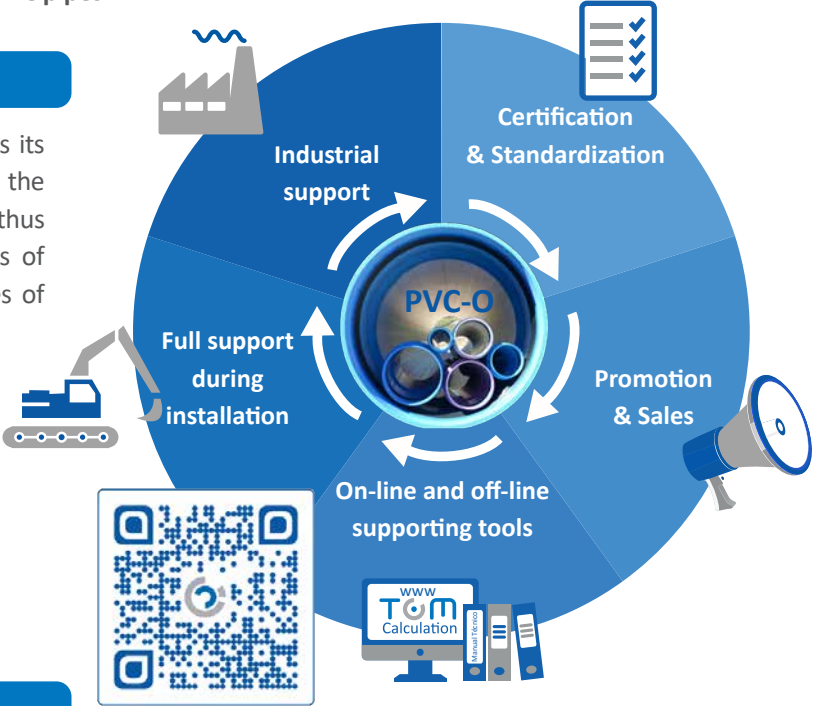
**Molecor** is dedicated exclusively to the development of the latest **technology applying Molecular Orientation** to PVC and to the implementation of **highly efficient solutions** for the conveyance of water under pressure. Throughout his trajectory **Molecor** has received several awards and recognitions that have contributed significantly to consolidate its presence and global leadership as a company dedicated to developing technology for the manufacture of **Oriented PVC pipes**.

## Know How

The effort of the company in R&D as well as its exclusive dedication to PVC-O, have made the company **fully acquainted of the sector** thus being able to provide support in all phases of the manufacturing and installation processes of the product.

### 360° support:

- Certification & Standardization
- Promotion & Sales
- On-line and off-line supporting tools
- Full support during installation
- Industrial support



## Exclusive products



Thanks to its worldwide unique technology, **Molecor** has exclusive products available to the market. In its range of products, there are some outstanding diameters such as the **DN500 mm**, the **DN630 mm**, the **DN710 mm** or the **DN800 mm PVC-O pipes**; products that have been turning points in the sector since their manufacturing was unthinkable before the apparition of the **Molecor technology**.


**TOM PVC-O pipes of the maximum quality. Product guaranteed for 50 years.**

**TOM® PVC-O pipes** manufactured by **Molecor** are a **product guaranteed for 50 years** thanks to its excellent physical-mechanical properties and its high durability.



Guarantee exclusively applicable to PVC-O pipes manufactured in the Loeches production center (Madrid) with AENOR Product Certificate No. 001/007104 in accordance with UNE-EN 17176: 2019.


## Cutting-edge technology for water

- ▶  TOM® PVC-O pipes have been developed by MOLECOR®, the only company in the world conceived and dedicated entirely to researching and manufacturing PVC-O pipes. Our manufacturing process is absolutely innovative and uses the most advanced and most reliable technologies currently available.



Up until now, although PVC-O pipes are recognized as providing the highest specifications, the technical limitations of the different manufacturing processes and the shortcomings of those processes in terms of efficiency were a barrier to the extensive use of this kind of pipes.

- ▶ The technology developed by MOLECOR® means that these limitations have now been overcome and it has also helped to make **considerable improvements** in TOM® pipes.



Manufacturing process developed by Molecor® uses most advanced technologies and it is completely automatized. This gives TOM® pipes maximum guarantee and quality.

- Molecular Orientation is achieved by applying the precise and homogenous distribution of temperature and high pressures (up to 35 bars) thanks to **quality control checks** carried out on each individual pipe and throughout the entire manufacturing process.
- The TOM® pipes manufacturing process is continuous and fully-automated (as opposed to the traditional discontinuous method), providing **greater control over the end product and ensuring the uniform quality of each pipe**.

### Maximum Reliability and Security

- ▶ Thanks to the extraordinary technical advances of MOLECOR's manufacturing system, TOM® pipes offer the maximum reliability and security, as well as other **attractive advantages** over other products:

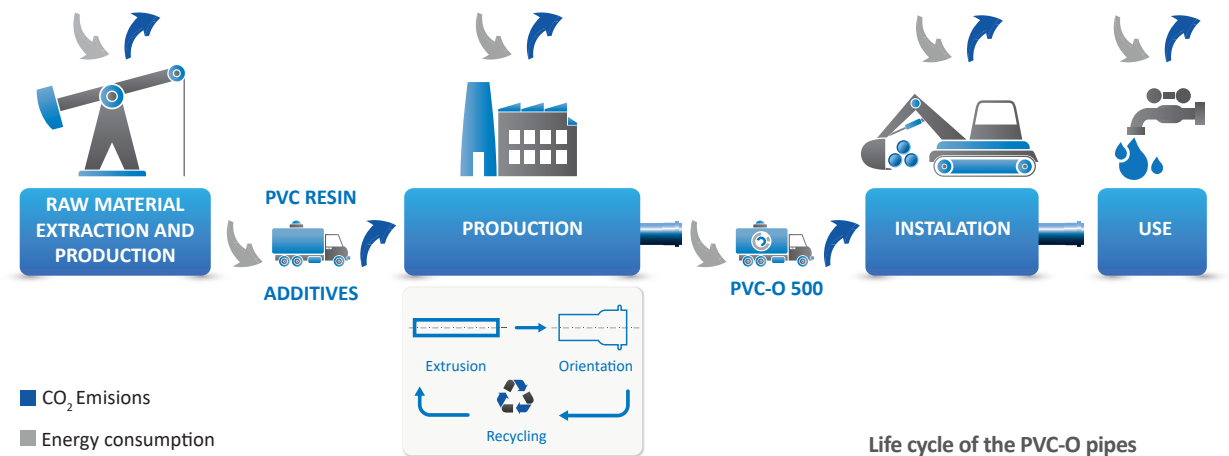


- **Maximum Molecular Orientation:** Class 500, according to the ISO 16422:2014 and EN 17176-2 Standards, the highest orientation degree offering the best mechanical properties.
- **Greater reliability** of the end product.
- Strict dimensional tolerances.
- Homogeneous behavior of the materials used.
- Reinforced socket, shaped during the orientation process.

## The most eco-friendly pipes with the environment

🎯 The environmental impact of a piping system depends on its composition and application thereof, being the type of raw material used, the production process, the finished product and the pipe's life expectancy, the main factors that determine the efficiency and sustainability throughout their life cycle.

TOM® PVC-O is the most environmentally friendly solution existing on the market, due to its best contribution to the correct sustainable development of the planet, as it has been demonstrated by different studies worldwide, since they present **environmental benefits at all stages of their life cycle**; thus resulting in **the most efficient from the energy point of view**.



### Resources efficiency

- The exceptional mechanical properties of these pipes allow **considerable savings in raw materials**. For the same external nominal diameter, TOM® requires less PVC.
- Only 43% of the PVC composition depends on oil. Therefore, the required consumption of this resource is lower than in other plastic solutions.
- **Energy consumption is lower in all phases of the life cycle**: raw material extraction, pipe manufacturing and use.

Throughout its lifetime, TOM® prevents unnecessary consumption of energy resources and **reduces CO<sub>2</sub> emissions into the atmosphere**.

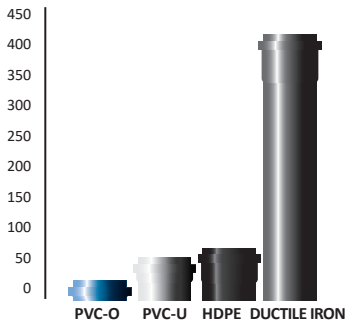
### Optimal use of water resources

- Thanks to their **long useful life and optimum water-tightness**, TOM® pipes are the best ally for the rational use of water resources.

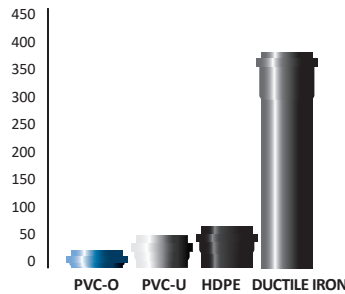
Water supply networks installed with traditional materials are currently registering a leakage rate of up to 25% of channeled water and, the latter's chemical deterioration means that some water conduits are currently being replaced despite having been laid only a few years ago.

Water pipes must not only be resistant to pressure, must also carry the maximum amount of water **consuming the least quantity of energy**. The extreme smoothness of the inner wall of the TOM® pipe minimizes pressure loss, so the energy required for transport is lower.


Energy consumed by pipes (raw materials + manufacture) (kWh)



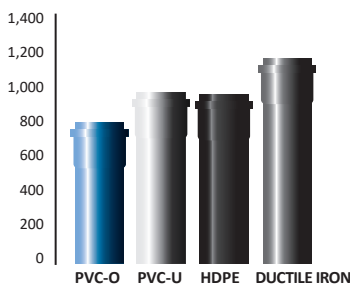
Energy consumed by raw materials (kWh)



Energy consumed in manufacturing (kWh)

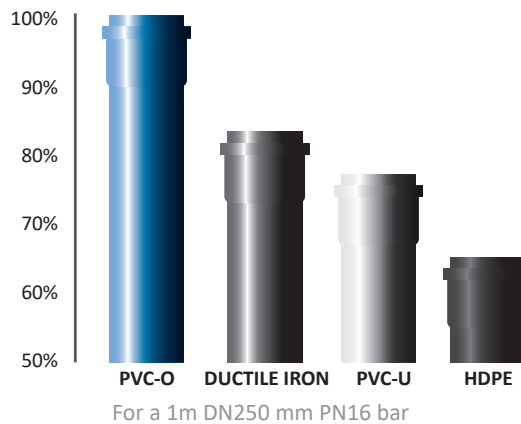


Energy consumed by pumping (kWh)



Estimated energy consumption by PVC-O, PVC-U, HDPE and Ductile Iron piping production and use. Polytechnic University of Catalonia, Spain, December 2005.

Hydraulic capacity



The infrastructures created with TOM® pipes are an **excellent tool for managing water resources for generations**.

### Waste Management Efficiency



- PVC is a **100% recyclable material**. It can be milled and processed as recycled material to be used in the manufacture of other plastic applications with less technical requirements.

## Sustainability

🕒 TOM® is a **sustainable** pipe, in which design it has been taken into account the preservation of the environment considering aspects such as energy saving, sustainable use of natural resources, durability of the works and environmental friendliness of the materials used.

As always at the forefront, Molecor, following the last common methodology for calculating the Recommendation 179/2013/EC proposed by the European Commission for the Study of **Product Environmental Footprint (PEF)** has evaluated the environmental impact of the TOM® pipe at all stages of its life cycle from cradle to grave, ie from the extraction of raw materials to the final disposal of the product, through manufacture, distribution and use of the pipes.

According to this, it has been studied the effect of the TOM® pipe on 14 environmental impacts that are grouped based on the condition to the different means:

### Air and atmosphere

Climate change, acidification, depletion of the ozone layer and photochemical ozone formation.

### Water

Resource depletion (water), freshwater toxicity and water eutrophication.

### Soil

Depletion of resources (minerals), land eutrophication and ground use.

### Human health

Inorganic respiratory elements, ionizing radiation, effects on human health (cancer-causing) and effects on human health (non-cancerous).

Environmental impacts	Absolute	
Climate change	8.3E+01	kg CO2e
Ozone depletion	5.3E-06	kg CFC-11e
Ecotoxicity – aquatic, fresh water	1.8E+02	CTUe
Human toxicity – cancer effects	4.8E-06	CTUe
Human toxicity - non-cancer effects	8.6E-06	CTUh
Particulate matter / Respiratory inorganics	1.3E-02	kg PM2.5e
Ionising radiation – human health effects	5.3E+00	kg U235e
Photochemical ozone formation	4.1E-01	kg NMVOC
Acidification	4.1E-01	mol H+e
Eutrophication - terrestrial	1.0E+00	mol Ne
Eutrophication – aquatic, fresh water	1.6E-03	kg Pe
Eutrophication – aquatic, sea water	9.5E-02	kg Ne
Resource depletion – water	1.9E-01	m <sup>3</sup> SWU
Resource depletion – mineral, fossil	3.8E-03	kg Sbe
Land transformation	1.6E+02	kg Cdef

Class 500 TOM® PVC-O pipes environmental footprint according to Recommendation 179/2013/EC



The best known environmental parameter is the **Carbon Footprint**, which takes into account the greenhouse gas emissions into the atmosphere expressed as CO<sub>2</sub>, and corresponds to the result of the environmental aspect of climate change.

TOM® pipes have the eco-label **Environmental Footprint FVS Seal**, promoted by the *Sustainable Life Foundation* and the *General Directorate of Social Responsibility of the Company's Ministry of Employment and Social Security*.

## TOM®: The best choice for high-pressure fluid transport



The impact of a 500 kg rock dropped from a height of 3 metres leaves a TOM® pipe completely unscathed.

### Unbeatable impact resistance

- ⦿ TOM® pipes have a **high resistance to shock**. This means that there are minimized breakages during installation or during on-site trials caused by dropping or by impacts from stones.

Furthermore, Molecular Orientation prevents the propagation of cracks and scratches and eliminates the risk of rapid crack behaviour. The result is a spectacular increase in the product's useful life.

### High short- and long-term hydrostatic resistance

- ⦿ TOM® pipes offer a resistance to internal pressure of up to **two times the nominal pressure** (32 bar in PN16 bar pipes or 400 psi in PN200 psi), which means that they can bear sporadic excessive pressure such as water hammers and other malfunctions in the network.

Moreover, the material creep behavior is very low, ensuring the durability of the pipe working at nominal pressure for over a hundred years.

### Excellent response to water hammers

- ⦿ TOM® pipes offer lower celerity than other piping systems (four times less than ductile iron pipes), which means less water hammers caused by sudden variations in water volume and pressure. This reduces and almost **eliminates the possibility of breakage** during opening and closing in the water network and when pumping gets under way, protecting every component of the network.

### Increased hydraulic capacity

- ⦿ Molecular Orientation widens the inner section of the pipe, giving TOM® pipes a **higher internal diameter and greater flow section**. Also, the internal surface is extremely smooth, reducing load loss and making it more difficult for deposits to be formed on the inner walls.

As a result, TOM® pipes offer between **15% - 40% more hydraulic capacity** than pipes made from other materials and with the same external dimensions.



### Maximum flexibility

Thanks to their excellent elasticity, TOM® pipes can bear **big deformations of their internal diameter**. When crushed, or in the event of a mechanical accident, TOM® pipes immediately go back to its original shape, thus minimizing the risk of potential breakage by soil subsidence or sharp edges on rocks or machinery, for example. And thanks to their considerable capacity for bearing heavy loads, TOM® pipes ensure **optimum performance once laid underground**.



### Completely corrosion-resistant

Oriented PVC is immune to corrosion and to natural chemical substances, as well as to aggression from micro- and macro-organisms. **TOM® pipes, therefore, are not degradable**. Moreover, they do not require any type of special protection or coating, which means cost-savings.



### Total water quality


The quality of the fluid that circulates in TOM® pipes will **always remain unaltered**, given that the material neither suffers corrosion nor migrations within the pipes or in their coating. Mandatory tests such as those made according to the Spanish Law, RD 140/2003, show that the excellent qualities of these pipes comply with the required health standards for **water for human consumption**.

TOM® pipes also comply with other sanitary certifications that demonstrate its suitability for being used with water for human consumption, such as ACS, WRAS or DWI, certifications in accordance with the health legislation in force in France and the United Kingdom respectively.

TOM® pipes will take any kind of deformation without suffering structural damage.

### Completely water-tight

Joints are 100 percent watertight and are guaranteed not to displace once the pipes have been installed. TOM® pipes are **easy to join** and can be installed by lower-qualified workers.



Locked-in ring seals ensure a perfect water-tight fit.

### Lower cost and easier installation

TOM® PVC-O pipes are **lighter and easier to handle** than other pipes made from other materials: in most cases, handling does not require machinery. Beside this, due to the easiness of their union, flexibility and impact resistance these pipes allow higher **cost effectiveness, performance and installation speed in comparison with pipes of other materials**.



TOM® pipes are extremely lightweight.

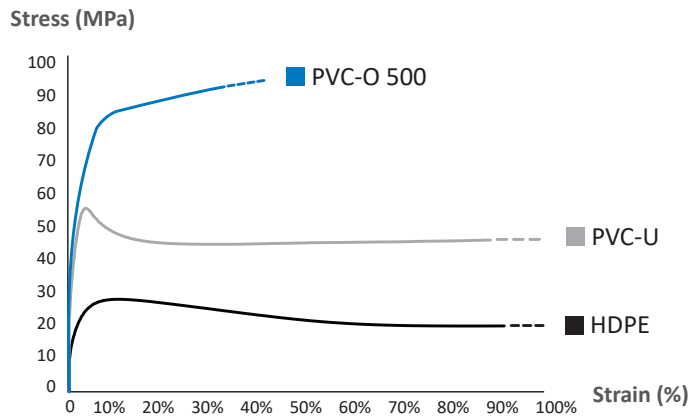
## The best mechanical properties

### Tensile resistance

⦿ The PVC-O stress strain curve changes significantly compared to conventional plastics behaviour, coming very close to the metal ones.

Mechanical properties complete transformation of PVC-O compared to conventional PVC can only be achieved in the higher class PVC-O Class 500, such as TOM® pipes.

#### STRAIN-STRESS BEHAVIOUR



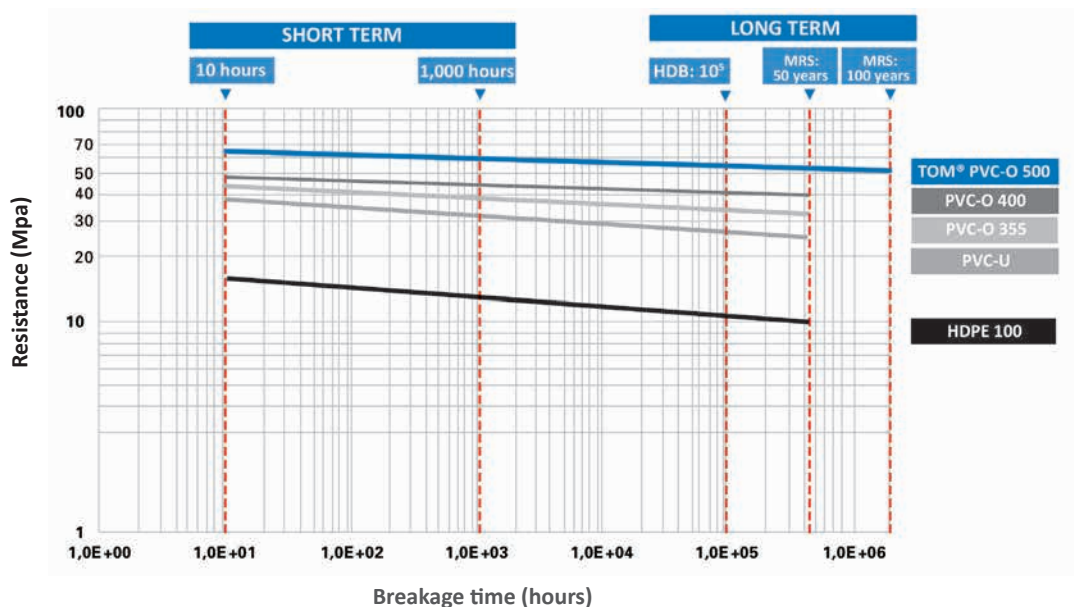
\* Circumferential tension values

### Long-term hydrostatic resistance

⦿ Materials lose their mechanical properties when subjected to strain for a long period of time. This characteristic, known as creep, appears to a far lesser extent in PVC-O 500 than in conventional plastics, which means better properties over the long term. Bearing in mind that PVC-O is exceptionally resistant to fatigue and has a very good chemical resistance, in common with conventional PVC.

TOM® pipe maintains the characteristics of a class 500 pipe over **100 years** as indicated by long-term tests (10,000 hours) carried out by an independent accredited laboratory to pipe according to the **ISO 9080: 2013** and **UNE – EN 1167: 2006 Part 1 and 2** standards. This means that the pipe can withstand its nominal pressure beyond 100 years, as long as there are no alterations in the operation of the installation. Molecor TOM® pipe has a useful life of more than **100 years**.

#### STRESS REGRESSION LINE



## Piping and material mechanical properties

- The following table summarizes the technical characteristics of TOM® PVC-O pipes in comparison with other plastic pipes.

Product Standard	Units	TOM® PVC-O 500	PVC	HDPE-100	HDPE-80
		ISO 16422 UNE-EN 17176	UNE-EN 1452	UNE-EN 12201	UNE-EN 12201
Minimum required strength (MRS)	MPa	50.0	25.0	10.0	8.0
Overall service coefficient (C)	-	1.4	2.0 <sup>(1)</sup>	1.25	1.25
Design stress (σ)	MPa	36.0	12.5	8.0	6.3
Short term elasticity modulus (E)	MPa	4,000	>3,000	1,100	900
Resistance to uniaxial traction	MPa	≥48	≥45	19	19
Resistance to hoop traction	MPa	>85	≥45	19	19
Shore hardness D at 20 °C	-	81 - 85	70 - 85	60	65

(1) For pipes with a DN ≥110.

## Other material characteristic

- The table below shows other, non-mechanical characteristics of PVC-O 500.

Characteristic	Units	Value
Density	kg/dm <sup>3</sup>	1.35 - 1.46 <sup>(1)</sup>
PVC Resin K value	-	>64
Poisson coefficient	-	0.4
Vicat temperature	°C	≥80
Lineal expansion coefficient	°C <sup>-1</sup>	7·10 <sup>-5</sup>
Thermal conductivity	Kcal/mh°C	0.14 - 0.18
Specific heat at 20 °C	cal/g°C	0.20 - 0.28
Dielectric stiffness	kV/mm	20 - 40
Dielectric constant at 60 Hz	-	3.2 - 3.6
Transverse resistivity at 20 °C	Ω/cm	>10 <sup>16</sup>
Absolute roughness (ka)	mm	0.007
Absolute roughness (Hazen Williams)	-	150
Manning roughness coefficient (n)	-	0.009

(1) Although the standard allowance includes this range. TOM® PVC-O pipe is between 1.37 and 1.43 kg/dm<sup>3</sup>.

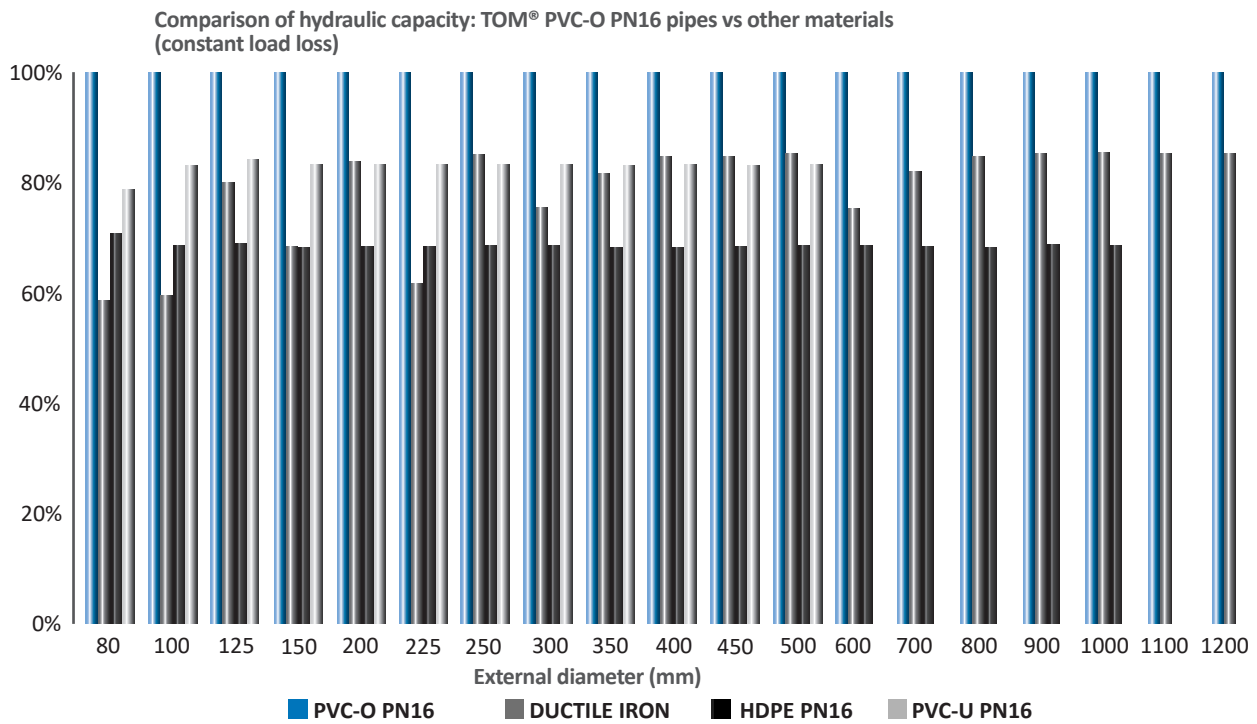
## Characteristics of the water-tight joint

Characteristic	Units	Value
Elastomer hardness	IRHD	60 ±5

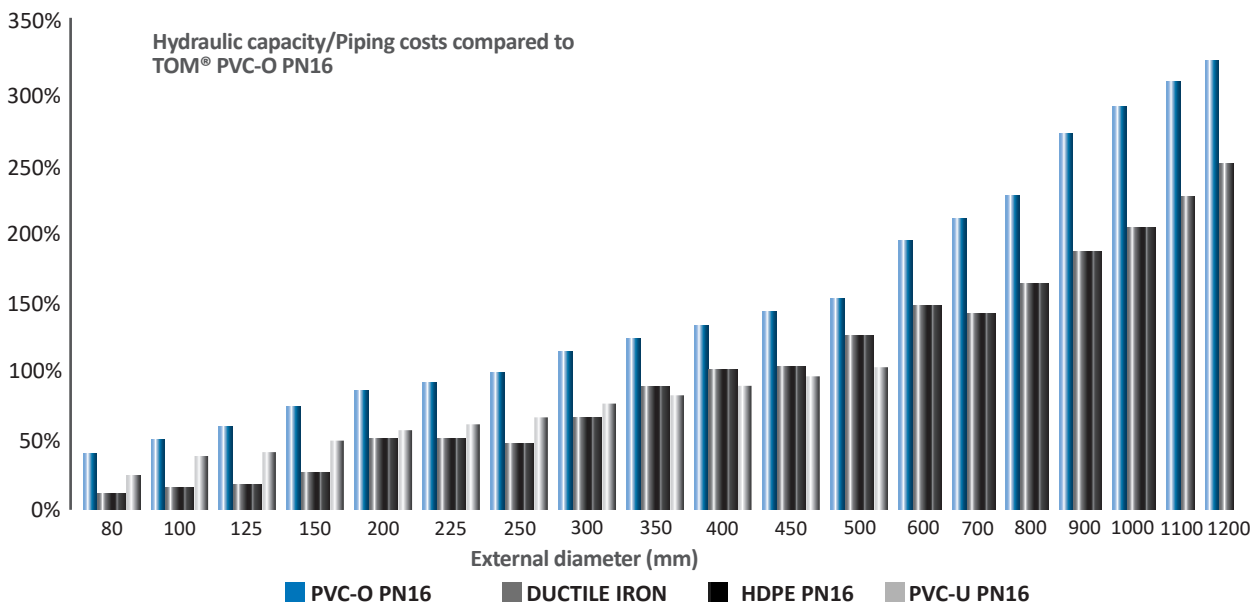
## Unbeatable Hydraulic Properties

### Hydraulic capacity

Water pipes requirements are not only related to pressure resistance; they also have to **transport the highest amount of water while consuming the least energy**. TOM® pipes walls are thinner than conventional plastic ones and are on their inside smoother than metals, which means that a greater hydraulic capacity is attained.



Using pipes with a lower hydraulic capacity involves necessarily using a larger nominal diameter, which has a negative effect on both profitability and infrastructure investment costs. **Using TOM® means you get more hydraulic capacity from your investment costs.**



## Water Hammer

Water hammers occur when liquid flowing through piping stops suddenly when a valve is opened or closed, if a pump is stopped or started or by airlocks shifting within the pipe. Water hammers can result in an **higher overpressure than the pipe’s working pressure and lead it to breakage**, specially when the pipe has already been damaged by impacts or corrosion.

Water hammers (P) depend on the celerity (a), which is the wave speed, and the fluid’s change of speed (V). The celerity depends basically on the pipe’s dimensions (the relationship between the external diameter and the minimum thickness) and the specifications of the material with which the tube is made (Young’s modulus, E).

$$P = \frac{a \cdot V}{g} ; \quad a = \frac{9900}{\sqrt{48.3 + K_c \cdot \frac{D_m}{e}}} ; \quad K_c = \frac{10^{10}}{E}$$

a: acceleration (wave propagation speed), in m/s

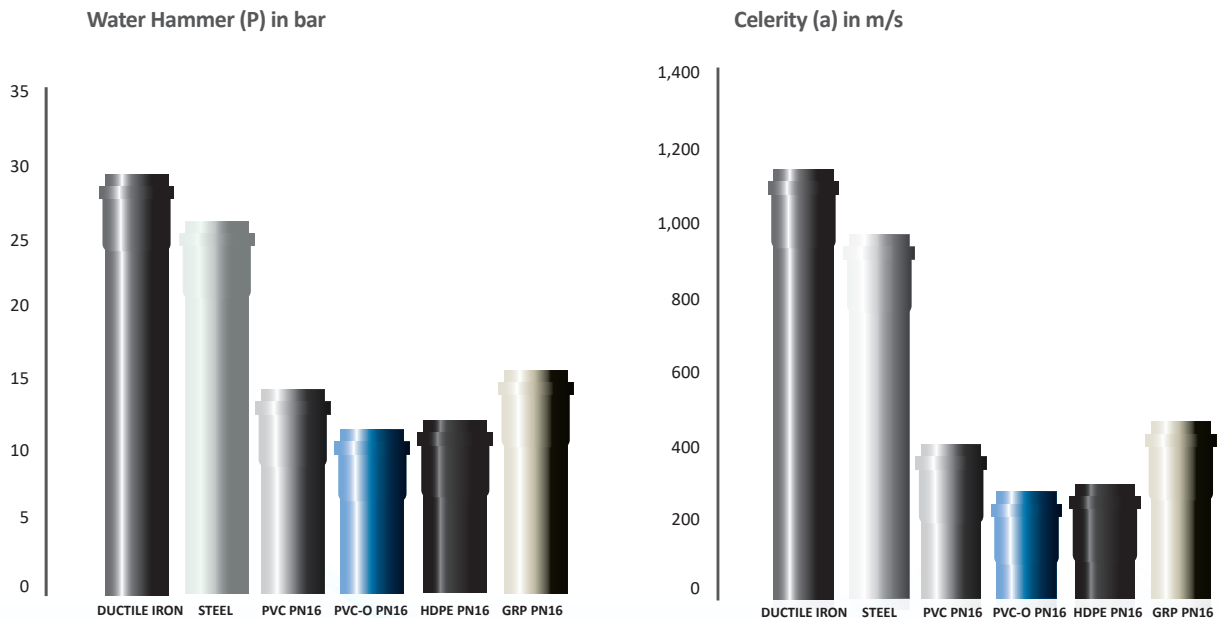
D<sub>m</sub>: average pipe diameter, in mm

e: pipe thickness, in mm

K<sub>c</sub>: function coefficient of the modulus of elasticity (E) of the material of the pipe expressed in kg/m<sup>2</sup>

E: modulus of elasticity, in kg/m<sup>2</sup> for the TOM® PVC-O pipe: 4x10<sup>8</sup> kg/m<sup>2</sup>

**TOM®’s PVC-O pipes have a significantly lower celerity** than pipes made from other materials, particularly so with metal piping. It is particularly significant the difference with pipes made of metal materials, in which the water hammers effects can be very high.



Overpressure produced by sudden pipe shut down with water flowing at 2.5 m/s.

## A range for all kinds of applications

- TOM® offers a broad range of piping covering all medium- and high-pressure needs.

### Applicable Laws and Standards

TOM® PVC-O pipes are manufactured in accordance with **UNE-EN 17176:2019** standard, applied to “Plastic piping systems for water supply and for buried and above ground drainage, sewerage and irrigation under pressure- Oriented unplasticized poly(vinyl chloride) (PVC-O). Part 1: General, Part 2: Pipes and Part 5: Fitness for purpose of the system” (based on **European Standard EN 17176**) and also according to the **International Standard ISO 16422:2014**, applied to “Pipes and joints made of oriented unplasticized poly(vinyl chloride) (PVC-O) for the conveyance of water under pressure”.

**Other international standards** applicable to PVC-O are as follows. Molecor® could manufacture pipes according to these standards under request.

- USA: ASTM F1483-17 “Standard Specification for Oriented Poly(Vinyl Chloride), PVCO, Pressure Pipe”; and ANSI/AWWA C909-16 “Molecularly Oriented Polyvinyl Chloride (PVCO) Pressure Pipe”.
- Australia: AS/NZS 4441:2017 “Oriented PVC (PVC-O) pipes for pressure applications”.
- Canada: CAN/CSA-B137.3.1-13 “Molecularly oriented polyvinylchloride (PVCO) pipe for pressure applications”.
- Russia: GOST R 56927-2016 “Трубы из ориентированного непластифицированного поливинилхлорида для водоснабжения”.
- India: IS 16647-2017 “Oriented Unplasticized Polyvinyl Chloride (PVC-O) Pipes for Water Supply – Specification”.

### Material classification

**ISO 16422:2014** and **UNE-EN 17176-2:2019** standards cover several types of PVC-O material, classified according to their MRS (Minimum Required Strength), because Molecular Orientation can be achieved to a greater or lesser extent through different manufacturing processes. **TOM® PVC-O pipe is manufactured only in the highest class (PVC-O 500)**, which offers the highest degree of orientation and thus ensures the best mechanical performance. Subsequently, TOM® pipes **present higher advantages** compared to other materials.

TOM® PVC-O 500 Pipe				
	PN12.5	PN16	PN20	PN25
Material class	500	500	500	500
MRS (Mpa)	50.0	50.0	50.0	50.0
Nominal pressure (bar)	12.5	16.0	20.0	25.0
Burst pressure over 50 years (bar) <sup>(1)</sup>	17.5	22.4	28.0	35.0
Burst pressure over 10 hours (bar) <sup>(1)</sup>	23.1	28.9	36.7	48.1
Maximum trial pressure onsite (bar) <sup>(2)</sup>	17.5	21.0	25.0	30.0
Circumferential stiffness (kN/m <sup>2</sup> ) <sup>(3)</sup>	5	7	11	20
Colour <sup>(4)</sup>	blue/purple	blue/purple	blue/purple	blue/purple

(1) With a temperature of 20° C.

(2) According to EN 805:2000 standard with estimated water hammer.

(3) Average stiffness per pipe according to established tolerances.

(4) Available in blue (supply), purple (reuse) and white (resistant to UV rays). For other colours, please contact us.

## Dimensions

TOM® PVC-O 500 Pipe										
Nominal Pressure (bar)		PN12.5			PN16		PN20		PN25	
Nominal Diameter (DN)	Outside Diameter (OD)		Inside Diameter (ID)	Wall Thickness C1.4 (e)	Inside Diameter (ID)	Wall Thickness C1.4 (e)	Inside Diameter (ID)	Wall Thickness C1.4 (e)	Inside Diameter (ID)	Wall Thickness C1.4 (e)
	min.	max.	average	min.	average	min.	average	min.	average	min.
mm	mm	mm	mm	mm	mm	mm	mm	mm	mm	mm
90	90.0	90.3	84.8	1.6	84.3	2.0	84.3	2.5	83.0	3.1
110	110.0	110.4	103.6	2.0	103.1	2.4	103.0	3.1	100.8	3.8
125	125.0	125.4	117.8	2.2	117.8	2.8	117.1	3.5	114.5	4.3
140	140.0	140.5	132.3	2.5	132.3	3.1	131.1	3.9	129.1	4.8
160	160.0	160.5	152.1	2.8	151.2	3.5	149.8	4.4	146.6	5.5
200	200.0	200.6	190.1	3.5	189.0	4.4	187.3	5.5	183.3	6.9
225	225.0	225.7	213.9	4.0	212.6	5.0	210.7	6.2	207.5	7.7
250	250.0	250.8	237.6	4.4	236.3	5.5	234.1	6.9	229.1	8.6
315	315.0	316.0	299.4	5.5	297.7	6.9	295.0	8.7	288.6	10.8
355	355.0	356.1	337.4	6.2	335.5	7.8	332.5	9.8	325.3	12.2
400	400.0	401.2	380.2	7.0	378.0	8.8	374.6	11.0	366.5	13.7
450	450.0	451.4	427.7	7.9	425.3	9.9	421.4	12.4	412.3	15.4
500	500.0	501.5	475.2	8.8	472.5	11.0	468.2	13.7	458.1	17.1
630	630.0	631.9	598.8	11.0	595.4	13.8	590.0	17.3	581.0	21.6
710	710.0	712.0	674.8	12.4	671.0	15.4	664.9	19.2	654.7	24.4
800	800.0	802.0	760.4	14.0	756.1	17.4	749.2	21.6	733.0	27.4
900	900.0	902.7	855.4	15.7	850.6	19.6	839.5	24.3	824.1	30.9
1000	1000.0	1003.0	950.5	17.5	945.1	21.7	932.8	27.0	915.6	34.3
1100 <sup>(1)</sup>	1100.0	1103.3	1045.5	-	1039.6	-	1026.1	-	1007.2	-
1200 <sup>(1)</sup>	1200.0	1203.6	1140.6	21.1	1134.1	26.2	1119.4	32.4	1098.8	41.4

TOM® PVC-O pipes are supplied in total length of 5.95 metres (including the length limit mark for the socket).

The inside diameters may be subjected to variation according to manufacturing tolerances.

(1) Items upon request. Consult delivery time. For other lengths for special projects, price on request.


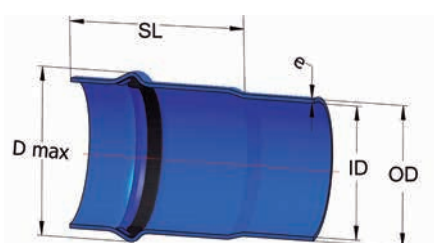
DN1100: Not contemplated in ISO 16422: 2014 nor EN 17176: 2019.

DN1200: Not contemplated in ISO 16422: 2014 standard, manufactured according to EN 17176: 2019 standard specifications.

### AENOR Product certification

nº 001/007104 according to UNE-EN 17176-1:2019. Mark

nº 001/006537 according to ISO 16422:2014. Mark



## Packaging

### TOM® PVC-O 500 Pipe

DN	Pipes/ Pallet	Pallet/ Truck	Pipes/ Truck	Metres <sup>(1)</sup> / Truck	Pallet Width	Pallet Height	Pallet Length	Pallet Weight			
								PN12.5	PN16	PN20	PN25
mm	pipes	pallet	pipes	m	mm	mm	mm	kg	kg	kg	kg
90	81	16	1296	7711	1220	670	6110	515	555	560	675
110	76	12	912	5426	1220	850	6130	715	775	775	1005
125	60	12	720	4284	1220	850	6135	725	725	790	1025
140	45	12	540	3213	1220	850	6140	650	650	745	905
160	33	12	396	2356	1220	800	6150	570	625	715	925
200	23	12	276	1642	1170	950	6395	615	680	780	1005
225	14	16	224	1333	1220	700	6190	480	525	605	730
250	11	12	132	785	1100	800	6215	465	510	585	755
315	13	8	104	619	2200	700	6260	860	950	1090	1410
355	11	6	66	393	2200	800	6295	925	1020	1165	1510
400	11	6	66	393	2400	850	6325	1165	1285	1475	1910
450	5	10	50	298	2200	550	6330	685	755	860	1110
500	4	8	32	190	1950	600	6335	675	740	850	1095
630	3	6	18	107	1950	730	6410	795	875	1005	1215
710	3	6	18	107	2200	810	6425	1005	1105	1270	1535
800	3	6	18	107	2400	900	6425	1270	1400	1605	2080
900	2	4	8	48	1800	1000	6480	1070	1180	1425	1765
1000	2	4	8	48	2000	1100	6515	1315	1450	1755	2175
1100	2	4	8	48	2200	1250	6540	1585	1750	2120	2630
1200	2	4	8	48	2400	1350	6575	1885	2080	2520	3125

(1) Nominal metres (5.95 metres per pipe). The effective length is the total length minus the length limit marked for the assembly. Other packagings or lengths, on request.

The combined pallet height shall not exceed 2,550 mm for a standard truck.

In case the load exceeds the height of 2,550 mm, it will be necessary to use a special truck.





## Joins and Watertight Seals

The connection is done by introducing the male part of the pipe in the socket of the other where the elastic joint is placed. The watertight seal includes a Polypropylene ring and a synthetic rubber lip which allows the seal to be integrated with the pipe, avoiding joint displacement or movement while the installation is taking place.

Nominal Diameter (DN)	Socket Length (SL)	Maximum Diameter (D max)	Length limit mark for the assembly of the pipes (1)			
			PN12.5	PN16	PN20	PN25
mm	mm	mm	mm	mm	mm	mm
90	160	117	132	131	131	127
110	175	140	146	145	145	141
125	185	154	160	160	158	154
140	190	174	149	149	146	141
160	200	197	169	166	163	158
200	225	243	185	182	178	171
225	240	271	197	194	190	182
250	265	301	221	217	212	204
315	310	374	260	256	250	239
355	335	419	281	277	270	258
400	355	472	297	292	284	271
450	375	527	314	308	298	283
500	395	587	330	324	312	295
630	460	734	384	376	360	340
710	475	815	392	383	369	342
800	475	925	385	375	359	329
900	530	1034	430	419	395	354
1000	565	1143	455	443	416	371
1100	590	1250	475	461	431	382
1200	625	1360	499	484	452	398

(1) TOM® pipes have a mark in the spigot, being the limit mark to which the male end of the pipe should be introduced during installation and thus assure water-tightness.



The length limit mark for the assembly of the pipes is the distance from the beveled end of the pipe to the printed cutting mark.



## Assembly

In order to do the assembly is necessary to apply lubricant on the chamfer of the spigot end and in the rubber ring joint, and push by hand until the mark of the spigot end is no longer seen.



Apply lubricant on the chamfer of the spigot end and in the rubber ring joint.



Align the pipe and place the spigot end inside the socket or bell.



Firmly push the free end into the other pipe. Introduce until the end marked is no longer seen.

## Fittings

### TAPPING SADDLES

Allow connecting the pipe in the perpendicular direction to all kinds of fittings (house connections, valves, purges, vents, etc). They are available with screws ends and flange ends.



The saddle must become in solidarity with the pipe. Multidiameter saddles must not be used, but specific PVC saddles for each DN.

### ANTI-TRACTION SYSTEM FLANGE

Allows connecting the spigot ends to all kinds of fittings with connection to a flange (valves, elbows, t's, DN reductions, caps, etc).



Anti-traction system makes the pipe absolutely fixed to the flange.

### EURO TYPE PLUG FITTINGS

Connecting the fitting directly to the pipe allows us to have deviations, reductions and connections on the net (elbows, tees, DN reductions, etc).



It is very important to fix the fitting to the ground in order to guaranty the net structural resistance.

A wide range of fittings can be used with TOM® pipes. Consult our technical service to receive advise on the fittings that may be used.

# ECO FITTOM

With **ecoFITTOM®**, the **first fittings in the world in PVC-O**, Molecor offers a continuous system in PVC-O; this material continuity guarantees the same hydraulic and mechanical properties in the different elements of the network, in the pipes as well as in the fittings. Moreover **ecoFITTOM®** PVC-O fittings are fully compatible with PVC-U pipes (EN 1452) and with pipes of other materials.

These fittings are manufactured according to the Spanish Standard **UNE-CEN/TS 17176-3:2019** "Plastics piping systems for water supply and for buried and above ground drainage, sewerage and irrigation under pressure - Oriented unplasticized poly(vinyl chloride) (PVC-O) - Part 3: Fittings", based on the European specification **CEN/TS 17176-3** and can be used in networks for the transportation of drinking water, irrigation systems, industrial applications, sewage, infrastructure networks, fire protection nets, etc. among other applications.



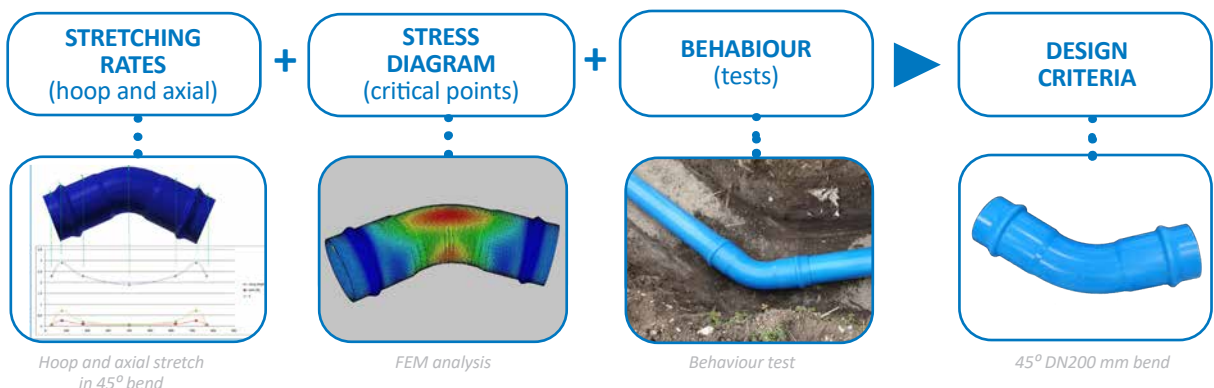
AENOR Product certification nº 001/007103 according to **UNE-CEN/TS 17176-3:2019**. Mark

## Technical specifications

Body	Seal type	PN Classification (bar)
Oriented unplasticized poly(vinyl chloride) (PVC-O)	Elastomer EPDM with PP stiffner ring	16
	Standard: EN 681-1	

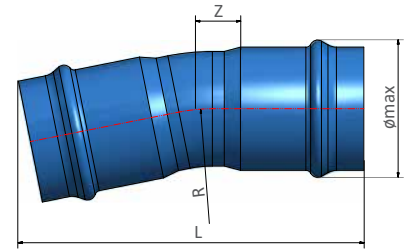
**ecoFITTOM®** are provided with a proven watertightness seal that includes a polypropylene ring and a synthetic rubber lip which allows the seal to be integrated with the fitting, avoiding joint displacement or movement while the installation is taking place.

### PROCESS FOR OBTAINING PVC-O FITTINGS



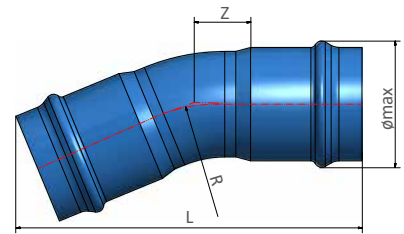
### 11.25° Socketed bend

DN	PN	Reference	ømax	L (mm)	Z (mm)	Radius (mm)	Weight (Kg)
110	10/16	F110C1116B	140	460	50	165	0.89
125*	10/16	F125C1116B	155	500	55	187.5	1.27
140*	10/16	F140C1116B	175	530	60	210	1.68
160	10/16	F160C1116B	200	540	65	240	2.11
200	10/16	F200C1116B	245	600	75	300	3.81
225	10/16	F225C1116B	270	645	85	340	5.38
250	10/16	F250C1116B	305	695	90	375	6.72
315	10/16	F315C1116B	375	815	110	475	12.50
400	10/16	F400C1116B	475	940	135	600	23.20



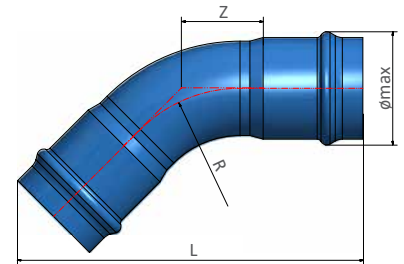
### 22.5° Socketed bend

DN	PN	Reference	ømax	L (mm)	Z (mm)	Radius (mm)	Weight (Kg)
110	10/16	F110C2216B	140	490	65	165	0.96
125*	10/16	F125C2216B	155	535	75	187.5	1.37
140*	10/16	F140C2216B	175	565	80	210	1.81
160	10/16	F160C2216B	200	585	90	240	2.37
200	10/16	F200C2216B	245	660	105	300	4.20
225	10/16	F225C2216B	270	710	120	340	5.94
250	10/16	F250C2216B	305	770	130	375	7.49
315	10/16	F315C2216B	375	915	155	475	14.04
400	10/16	F400C2216B	475	1070	195	600	26.35



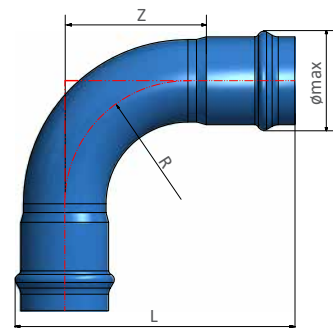
### 45° Socketed bend

DN	PN	Reference	ømax	L (mm)	Z (mm)	Radius (mm)	Weight (Kg)
110	10/16	F110C4516B	140	600	145	300	1.30
125*	10/16	F125C4516B	155	570	115	187.5	1.56
140*	10/16	F140C4516B	175	605	130	210	2.08
160	10/16	F160C4516B	200	640	140	240	2.71
200	10/16	F200C4516B	245	735	170	300	4.99
225	10/16	F225C4516B	270	840	195	340	7.06
250	10/16	F250C4516B	305	875	210	375	9.03
315	10/16	F315C4516B	375	940	140	300	14.87
400	10/16	F400C4516B	475	1250	330	600	32.64



### 90° Socketed bend

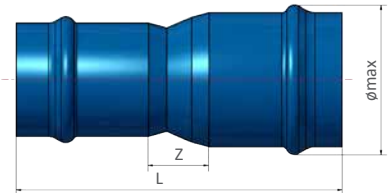
DN	PN	Reference	ømax	L (mm)	Z (mm)	Radius (mm)	Weight (Kg)
110	10/16	F110C9016B	143	450	200	165	1.35
125*	10/16	F125C9016B	155	490	225	187.5	1.94
140*	10/16	F140C9016B	175	535	250	210	2.62
160	10/16	F160C9016B	198	565	275	240	3.52
200	10/16	F200C9016B	244	680	345	300	6.56
225	10/16	F225C9016B	270	750	370	340	9.30
250	10/16	F250C9016B	305	800	430	375	12.10
315	10/16	F315C9016B	375	850	380	315	19.16
400*	10/16	F400C9016B	472	900	375	300	32.64



\* Available under request

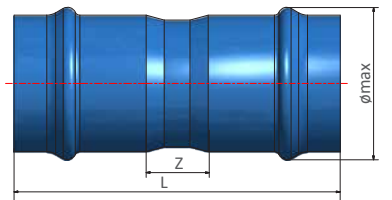
### Socketed reducer

DN/DN	PN	Reference	ømax	L (mm)	Z (mm)	Weight (Kg)
110 / 90	10/16	F110R09016B	140	385	55	0.78
125 / 110	10/16	F125R11016B	155	450	80	1.17
140 / 110	10/16	F140R11016B	175	465	90	1.54
160 / 110	10/16	F160R11016B	200	480	105	1.95
160 / 140	10/16	F160R14016B	200	455	60	1.78
200 / 160	10/16	F200R16016B	245	525	100	3.33
225 / 160	10/16	F225R16016B	270	585	195	4.98
225 / 200	10/16	F225R20016B	270	510	80	4.31
250 / 200	10/16	F250R20016B	305	585	120	5.95
315 / 250	10/16	F315R25016B	375	690	155	11.05
400 / 315	10/16	F400R31516B	475	790	155	19.39



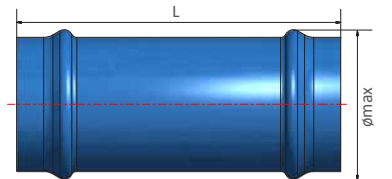
### Coupler

DN	PN	Reference	ømax	L (mm)	Z (mm)	Weight (Kg)
110	10/16	F110M16B	140	420	70	0.83
125*	10/16	F125M16B	155	455	75	1.17
140*	10/16	F140M16B	175	465	80	1.54
160	10/16	F160M16B	200	490	85	1.91
200	10/16	F200M16B	245	530	95	3.41
225	10/16	F225M16B	270	580	115	4.87
250	10/16	F250M16B	305	620	120	6.06
315	10/16	F315M16B	375	715	145	11.34
400	10/16	F400M16B	475	820	190	21.12



### Sliding coupler

DN	PN	Reference	ømax	L (mm)	Z (mm)	Weight (Kg)
110	10/16	F110MR16B	140	420	-	0.83
125*	10/16	F125MR16B	155	455	-	1.17
140*	10/16	F140MR16B	175	465	-	1.54
160	10/16	F160MR16B	200	490	-	1.91
200	10/16	F200MR16B	245	530	-	3.41
225	10/16	F225MR16B	270	580	-	4.87
250	10/16	F250MR16B	305	620	-	6.06
315	10/16	F315MR16B	375	715	-	11.34
400	10/16	F400MR16B	475	820	-	21.12



\* Available under request



## Applications

### SUPPLYING (blue TOM®)

Conduits for potable water transport. It includes water abstraction and water distribution network to city centers, urban network and industrial areas, and water transfer to tanks and reservoirs.



### RECLAIMED WATER (purple TOM®)

Pipelines for transport of water that have been treated to remove impurities.



### IRRIGATION (blue TOM®)

Water transport pipes for irrigation purposes. It includes irrigated land pipelines, water transfer to tanks and reservoirs.



### OTHER APPLICATIONS

- Sewage
- Fire Protection Nets
- Industrial Applications
- Infrastructural Nets

## Key Factors for Optimizing Design

### Hydraulic Design

Whether designing a pumping system or a gravity-enabled pipe system, deciding the dimensions of the pipes involves **calculating losses in the terms of load, flow-volume and flow speed**.

There are several methodologies for calculating these values. The most commonly used are the Hazen-Williams and Prandtl-Colebrook-White formulas.

$$\text{Flow-volume (l/s)} = \text{speed (m/s)} \cdot \text{section} \cdot (\text{m}^2) \cdot 10^3$$

Hazen-Williams Formula:

$$V = 0.355 \cdot C \cdot D_i^{0.63} \cdot J^{0.54}$$

Prandtl -Colebrook-White Formula

$$V = -2\sqrt{2 \cdot g \cdot D_i \cdot J} \cdot \log\left(\frac{K_a}{3.71 \cdot D_i} + \frac{2.51 v}{D_i \sqrt{2 \cdot g \cdot D_i \cdot J}}\right)$$

V = Average Speed in m/s

$D_i$  = Internal Diameter in m

J = Pressure loss in m/m

C = Hazen-Williams Roughness Constant (for PVC-O; C = 150)

g = Gravity acceleration in  $\text{m/s}^2$  (9.81  $\text{m/s}^2$ )

$k_a$  = Absolute roughness in metres (for PVC-O;  $k_a = 0.007 \cdot 10^{-3}$  m)

v = Kinematic viscosity of the fluid ( $\text{m}^2/\text{s}$ ) (for water at 20 °C;  $v = 1.0 \cdot 10^{-6}$ )

Another factor to be taken into account is the heat loss produced by fittings (elbows, reducers, tees, etc.) and valves.

There are tables available for calculating heat loss, flow and speeds using the Hazen-Williams formula. Flow speed must be determined taking into account different economical factors (optimization of the investment in terms of water pumping) and the admissible values for water hammers.

In general, it is established as the minimum value for avoiding sediments 0.5 m/s and as the maximum values between 2.0 m/s and 2.5 m/s, depending on the diameter of the pipe.

### Mechanical calculation

**Mechanical Calculation Software TOM® “tomcalculation”** generates the results for different stresses and loads that the pipe will withstand as well as safety coefficients for burst and compression.

The software is based on the following standards:

- ATV-DVWK-A 127E:2000: “Static Calculation of Drains and Sewers”.
- UNE 53331: 2020: “Unplasticized poly(vinyl chloride) (PVC-U), oriented unplasticized poly(vinyl chloride) (PVC-O), polyethylene (PE) and polypropylene (PP) pipes. Criterion for the assessment of pipes for plastics piping systems with car without pressure under external loads”.



[www.tomcalculation.com](http://www.tomcalculation.com)

## Pressure loss tables

### TOM® PVC-O 500 PN12.5

Pipe head loss is the energy of a hydraulic fluid that is lost along itself due to friction.

Below is the calculation of estimated water speeds depending on the selected pipe for installation.

Internal Diameter	DN90 PN12.5 84.8		DN110 PN12.5 103.6		DN125 PN12.5 117.8		DN140 PN12.5 132.3		DN160 PN12.5 152.1		DN200 PN12.5 190.1	
	Speed (m/s)	Flow l/s	J m/km	Flow l/s	J m/km	Flow l/s	J m/km	Flow l/s	J m/km	Flow l/s	J m/km	Flow l/s
0.1	0.56	0.16	0.84	0.12	1.09	0.11	1.37	0.09	1.82	0.08	2.84	0.06
0.2	1.13	0.57	1.69	0.46	2.18	0.39	2.75	0.34	3.63	0.29	5.68	0.22
0.3	1.69	1.21	2.53	0.96	3.27	0.83	4.12	0.72	5.45	0.61	8.51	0.47
0.4	2.26	2.07	3.37	1.64	4.36	1.41	5.50	1.23	7.27	1.05	11.35	0.81
0.5	2.82	3.12	4.21	2.47	5.45	2.13	6.87	1.86	9.08	1.58	14.19	1.22
0.6	3.39	4.39	5.06	3.48	6.54	2.99	8.25	2.61	10.90	2.22	17.03	1.71
0.7	3.95	5.83	5.90	4.62	7.63	3.98	9.62	3.47	12.72	2.95	19.87	2.28
0.8	4.52	7.48	6.74	5.91	8.72	5.09	11.00	4.45	14.54	3.78	22.71	2.91
0.9	5.08	9.29	7.59	7.37	9.81	6.34	12.37	5.53	16.35	4.70	25.54	3.62
1.0	5.65	11.31	8.43	8.95	10.90	7.70	13.75	6.73	18.17	5.71	28.38	4.40
1.1	6.21	13.47	9.27	10.67	11.99	9.19	15.12	8.02	19.99	6.82	31.22	5.26
1.2	6.78	15.85	10.12	12.55	13.08	10.80	16.50	9.43	21.80	8.01	34.06	6.17
1.3	7.34	18.36	10.96	14.55	14.17	12.52	17.87	10.93	23.62	9.29	36.90	7.16
1.4	7.91	21.09	11.80	16.68	15.26	14.36	19.25	12.54	25.44	10.66	39.74	8.22
1.5	8.47	23.94	12.64	18.94	16.35	16.32	20.62	14.25	27.25	12.11	42.57	9.33
1.6	9.04	27.00	13.49	21.37	17.44	18.39	22.00	16.06	29.07	13.64	45.41	10.52
1.7	9.60	30.18	14.33	23.90	18.53	20.58	23.37	17.97	30.89	15.27	48.25	11.77
1.8	10.17	33.59	15.17	26.56	19.62	22.87	24.74	19.97	32.71	16.98	51.09	13.08
1.9	10.73	37.09	16.02	29.38	20.71	25.28	26.12	22.08	34.52	18.76	53.93	14.46
2.0	11.30	40.82	16.86	32.30	21.80	27.80	27.49	24.27	36.34	20.63	56.77	15.90
2.1	11.86	44.65	17.70	35.34	22.89	30.43	28.87	26.57	38.16	22.58	59.60	17.40
2.2	12.43	48.70	18.55	38.55	23.98	33.17	30.24	28.96	39.97	24.61	62.44	18.97
2.3	12.99	52.85	19.39	41.84	25.07	36.02	31.62	31.45	41.79	26.72	65.28	20.60
2.4	13.55	57.14	20.23	45.26	26.16	38.97	32.99	34.02	43.61	28.92	68.12	22.29
2.5	14.12	61.67	21.07	48.80	27.25	42.03	34.37	36.70	45.42	31.18	70.96	24.04
2.6	14.68	66.28	21.92	52.51	28.34	45.20	35.74	39.46	47.24	33.53	73.80	25.85
2.7	15.25	71.12	22.76	56.30	29.43	48.47	37.12	42.33	49.06	35.97	76.63	27.72
2.8	15.81	76.04	23.60	60.21	30.52	51.85	38.49	45.27	50.88	38.48	79.47	29.65
2.9	16.38	81.19	24.45	64.28	31.61	55.33	39.87	48.32	52.69	41.05	82.31	31.65
3.0	16.94	86.41	25.29	68.43	32.70	58.91	41.24	51.44	54.51	43.71	85.15	33.70
3.1	17.51	91.87	26.13	72.70	33.79	62.60	42.62	54.67	56.33	46.46	87.99	35.81
3.2	18.07	97.38	26.97	77.09	34.88	66.39	43.99	57.97	58.14	49.26	90.82	37.97
3.3	18.64	103.15	27.82	81.65	35.97	70.29	45.37	61.38	59.96	52.15	93.66	40.20
3.4	19.20	108.96	28.66	86.27	37.06	74.28	46.74	64.86	61.78	55.12	96.50	42.49
3.5	19.77	115.03	29.50	91.02	38.15	78.38	48.11	68.42	63.59	58.15	99.34	44.83
3.6	20.33	121.14	30.35	95.93	39.24	82.58	49.49	72.10	65.41	61.27	102.18	47.23
3.7	20.90	127.50	31.19	100.91	40.33	86.88	50.86	75.84	67.23	64.46	105.02	49.69
3.8	21.46	133.90	32.03	106.00	41.42	91.27	52.24	79.70	69.04	67.71	107.85	52.20
3.9	22.03	140.56	32.88	111.27	42.51	95.77	53.61	83.61	70.86	71.06	110.69	54.78
4.0	22.59	147.25	33.72	116.59	43.60	100.37	54.99	87.64	72.68	74.47	113.53	57.41



### TOM® PVC-O 500 PN12.5

Pipe head loss is the energy of a hydraulic fluid that is lost along itself due to friction.

Below is the calculation of estimated water speeds depending on the selected pipe for installation.

DN225 PN12.5 213.9		DN250 PN12.5 237.6		DN315 PN12.5 299.4		DN355 PN12.5 337.4		DN400 PN12.5 380.2		DN450 PN12.5 427.7		DN500 PN12.5 475.2		DN630 PN12.5 598.8		DN710 PN12.5 674.8		DN800 PN12.5 760.4		DN900 PN12.5 855.4		DN1000 PN12.5 950.5		DN1100 PN12.5 1045.5		DN1200 PN12.5 1140.6	
Flow	J	Flow	J	Flow	J	Flow	J	Flow	J	Flow	J	Flow	J	Flow	J	Flow	J	Flow	J	Flow	J	Flow	J	Flow	J	Flow	J
l/s	m/km	l/s	m/km	l/s	m/km	l/s	m/km	l/s	m/km	l/s	m/km	l/s	m/km	l/s	m/km	l/s	m/km	l/s	m/km	l/s	m/km	l/s	m/km	l/s	m/km	l/s	m/km
3.59	0.05	4.43	0.05	7.04	0.04	8.94	0.03	11.35	0.03	14.37	0.02	17.74	0.02	28.16	0.02	35.76	0.01	45.41	0.01	57.47	0.01	70.96	0.01	85.85	0.01	102.18	0.01
7.19	0.19	8.87	0.17	14.08	0.13	17.88	0.11	22.71	0.10	28.73	0.09	35.47	0.08	56.32	0.06	71.53	0.05	90.82	0.04	114.94	0.04	141.91	0.03	171.70	0.03	204.36	0.03
10.78	0.41	13.30	0.37	21.12	0.28	26.82	0.24	34.06	0.21	43.10	0.18	53.21	0.16	84.48	0.12	107.29	0.11	136.24	0.09	172.40	0.08	212.87	0.07	257.55	0.06	306.53	0.06
14.37	0.70	17.74	0.62	28.16	0.48	35.76	0.41	45.41	0.36	57.47	0.31	70.94	0.28	112.65	0.21	143.05	0.18	181.65	0.16	229.87	0.14	283.83	0.12	343.40	0.11	408.71	0.10
17.97	1.06	22.17	0.94	35.20	0.72	44.70	0.62	56.77	0.54	71.84	0.47	88.68	0.42	140.81	0.32	178.82	0.28	227.06	0.24	287.34	0.21	354.78	0.19	429.25	0.17	510.89	0.15
21.56	1.49	26.60	1.32	42.24	1.01	53.65	0.88	68.12	0.76	86.20	0.66	106.41	0.59	168.97	0.45	214.58	0.39	272.47	0.34	344.81	0.30	425.74	0.26	515.10	0.23	613.07	0.21
25.15	1.98	31.04	1.75	49.28	1.34	62.59	1.17	79.47	1.01	100.57	0.88	124.15	0.78	197.13	0.60	250.34	0.52	317.89	0.45	402.28	0.39	496.70	0.35	600.95	0.31	715.24	0.28
28.75	2.54	35.47	2.25	56.32	1.71	71.53	1.49	90.82	1.30	114.94	1.13	141.88	1.00	225.29	0.76	286.11	0.66	363.30	0.58	459.75	0.50	567.65	0.45	686.80	0.40	817.42	0.36
32.34	3.16	39.90	2.79	63.36	2.13	80.47	1.86	102.18	1.61	129.30	1.41	159.62	1.24	253.45	0.95	321.87	0.83	408.71	0.72	517.21	0.63	638.61	0.55	772.65	0.50	919.60	0.45
35.93	3.84	44.34	3.40	70.40	2.59	89.41	2.26	113.53	1.96	143.67	1.71	177.35	1.51	281.61	1.15	357.64	1.00	454.12	0.87	574.68	0.76	709.57	0.67	858.50	0.60	1021.78	0.54
39.53	4.58	48.77	4.05	77.44	3.09	98.35	2.69	124.88	2.34	158.04	2.04	195.09	1.80	309.77	1.38	393.40	1.20	499.54	1.04	632.15	0.91	780.52	0.80	944.34	0.72	1123.96	0.65
43.12	5.38	53.21	4.76	84.48	3.63	107.29	3.16	136.24	2.75	172.40	2.40	212.83	2.12	337.94	1.62	429.16	1.41	544.95	1.22	689.62	1.07	851.48	0.94	1030.19	0.84	1226.13	0.76
46.71	6.24	57.64	5.52	91.52	4.21	116.23	3.67	147.59	3.19	186.77	2.78	230.56	2.46	366.10	1.88	464.93	1.63	590.36	1.42	747.09	1.24	922.44	1.09	1116.04	0.98	1328.31	0.88
50.31	7.16	62.07	6.33	98.56	4.83	125.17	4.21	158.94	3.66	201.14	3.19	248.30	2.82	394.26	2.15	500.69	1.87	635.77	1.63	804.56	1.42	993.40	1.26	1201.89	1.12	1430.49	1.02
53.90	8.13	66.51	7.20	105.61	5.49	134.11	4.78	170.30	4.16	215.51	3.62	266.03	3.20	422.42	2.45	536.45	2.13	681.19	1.85	862.02	1.61	1064.35	1.43	1287.74	1.28	1532.67	1.15
57.50	9.17	70.94	8.11	112.65	6.19	143.05	5.39	181.65	4.68	229.87	4.08	283.77	3.61	450.58	2.76	572.22	2.40	726.60	2.09	919.49	1.82	1135.31	1.61	1373.59	1.44	1634.85	1.30
61.09	10.26	75.38	9.07	119.69	6.93	151.99	6.02	193.00	5.24	244.24	4.57	301.50	4.04	478.74	3.08	607.98	2.68	772.01	2.33	976.96	2.03	1206.27	1.80	1459.44	1.61	1737.02	1.45
64.68	11.40	79.81	10.09	126.73	7.70	160.94	6.70	204.36	5.83	258.61	5.08	319.24	4.49	506.90	3.43	643.74	2.98	817.42	2.59	1034.43	2.26	1277.22	2.00	1545.29	1.79	1839.20	1.62
68.28	12.60	84.24	11.15	133.77	8.51	169.88	7.40	215.71	6.44	272.97	5.61	336.97	4.96	535.07	3.79	679.51	3.30	862.83	2.87	1091.90	2.50	1348.18	2.21	1631.14	1.98	1941.38	1.79
71.87	13.86	88.68	12.26	140.81	9.36	178.82	8.14	227.06	7.08	287.34	6.17	354.71	5.46	563.23	4.17	715.27	3.63	908.25	3.15	1149.37	2.75	1419.14	2.43	1716.99	2.18	2043.56	1.96
75.46	15.17	93.11	13.42	147.85	10.24	187.76	8.91	238.41	7.75	301.71	6.76	372.44	5.98	591.39	4.56	751.03	3.97	953.66	3.45	1206.83	3.01	1490.09	2.66	1802.84	2.38	2145.73	2.15
79.06	16.53	97.55	14.63	154.89	11.17	196.70	9.71	249.77	8.45	316.08	7.36	390.18	6.51	619.55	4.97	786.80	4.33	999.07	3.76	1264.30	3.28	1561.05	2.90	1888.69	2.60	2247.91	2.34
82.65	17.95	101.98	15.88	161.93	12.12	205.64	10.55	261.12	9.17	330.44	8.00	407.92	7.07	647.71	5.40	822.56	4.70	1044.48	4.09	1321.77	3.56	1632.01	3.15	1974.54	2.82	2350.09	2.55
86.24	19.42	106.41	17.18	168.97	13.12	214.58	11.41	272.47	9.93	344.81	8.65	425.65	7.65	675.87	5.84	858.32	5.08	1089.90	4.42	1379.24	3.85	1702.96	3.41	2060.39	3.05	2452.27	2.75
89.84	20.95	110.85	18.53	176.01	14.15	223.52	12.31	283.83	10.71	359.18	9.33	443.39	8.25	704.03	6.30	894.09	5.48	1135.31	4.77	1436.71	4.16	1773.92	3.67	2146.24	3.29	2554.45	2.97
93.43	22.53	115.28	19.93	183.05	15.22	232.46	13.23	295.18	11.51	373.54	10.03	461.12	8.87	732.20	6.78	929.85	5.89	1180.72	5.13	1494.18	4.47	1844.88	3.95	2232.09	3.54	2656.62	3.19
97.02	24.16	119.71	21.37	190.09	16.32	241.40	14.19	306.53	12.35	387.91	10.76	478.86	9.52	760.36	7.27	965.61	6.32	1226.13	5.50	1551.64	4.79	1915.83	4.24	2317.94	3.79	2758.80	3.43
100.62	25.84	124.15	22.86	197.13	17.45	250.34	15.18	317.89	13.21	402.28	11.51	496.59	10.18	788.52	7.77	1001.38	6.76	1271.55	5.88	1609.11	5.13	1986.79	4.53	2403.79	4.06	2860.98	3.66
104.21	27.58	128.58	24.39	204.17	18.63	259.29	16.20	329.24	14.09	416.65	12.28	514.33	10.86	816.68	8.29	1037.14	7.22	1316.96	6.28	1666.58	5.47	2057.75	4.84	2489.64	4.33	2963.16	3.91
107.80	29.36	133.02	25.98	211.21	19.83	268.23	17.25	340.59	15.01	431.01	13.08	532.06	11.57	844.84	8.83	1072.91	7.68	1362.37	6.68	1724.05	5.83	2128.70	5.15	2575.49	4.61	3065.33	4.16
111.40	31.20	137.45	27.60	218.25	21.07	277.17	18.33	351.95	15.95	445.38	13.90	549.80	12.29	873.00	9.39	1108.67	8.16	1407.78	7.10	1781.52	6.19	2199.66	5.47	2661.34	4.90	3167.51	4.42
114.99	33.09	141.88	29.27	225.29	22.35	286.11	19.44	363.30	16.91	459.75	14.74	567.54	13.04	901.16	9.95	1144.43	8.66	1453.20	7.53	1838.99	6.56	2270.62	5.80	2747.19	5.19	3269.69	4.69
118.58	35.03	146.32	30.99	232.33	23.66	295.05	20.58	374.65	17.90	474.11	15.61	585.27	13.80	929.32	10.54	1180.20	9.17	1498.61	7.97	1896.45	6.95	2341.57	6.15	2833.03	5.50	3371.87	4.97
122.18	37.02	150.75	32.75	239.37	25.01	303.99	21.75	386.01	18.92	488.48	16.49	603.01	14.59	957.49	11.14	1215.96	9.69	1544.02	8.43	1953.92	7.34	2412.53	6.49	2918.88	5.81	3474.05	5.25
125.77	39.06	155.19	34.56	246.41	26.38	312.93	22.95	397.36	19.97	502.85	17.40	620.74	15.39	985.65	11.75	1251.72	10.22	1589.43	8.89	2011.39	7.75	2483.49	6.85	3004.73	6.13	3576.22	5.54
129.36	41.15	159.62	36.41	253.45	27.80	321.87	24.18	408.71	21.03	517.21	18.33	638.48	16.21	1013.81	12.38	1287.49	10.77	1634.85	9.37	2068.86	8.17	2554.45	7.22	3090.58	6.46	3678.40	5.84
132.96	43.30	164.05	38.30	260.49	29.24	330.81	25.44	420.06	22.13	531.58	19.29	656.21	17.06	1041.97	13.02	1323.25	11.33	1680.26	9.86	2126.33	8.59	2625.40	7.60	3176.43	6.80	3780.58	6.14
136.55	45.49	168.49	40.24	267.53	30.73	339.75	26.73	431.42	23.25	545.95	20.27	673.95	17.92	1070.13	13.68	1359.01	11.90	1725.67	10.35	2183.80	9.02	2696.36	7.98	3262.28	7.14	3882.76	6.45
140.14	47.73	172.92	42.22	274.57	32.24	348.69	28.04	442.77	24.40	560.32	21.26	691.68	18.80	1098.29	14.36	1394.78	12.49	1771.08	10.86	2241.26	9.47	2767.32	8.37	3348.13	7.49	3984.93	6.77
143.74	50.03	177.35	44.25	281.61	33.79																						

Pressure loss tables

TOM® PVC-O 500 PN16

Pipe head loss is the energy of a hydraulic fluid that is lost along itself due to friction.

Below is the calculation of estimated water speeds depending on the selected pipe for installation.

Internal Diameter	DN90 PN16 84.3		DN110 PN16 103.1		DN125 PN16 117.8		DN140 PN16 132.3		DN160 PN16 151.2		DN200 PN16 189.0	
	Flow	J	Flow	J	Flow	J	Flow	J	Flow	J	Flow	J
Speed (m/s)	l/s	m/km	l/s	m/km	l/s	m/km	l/s	m/km	l/s	m/km	l/s	m/km
0.1	0.56	0.16	0.83	0.13	1.09	0.11	1.37	0.09	1.80	0.08	2.81	0.06
0.2	1.12	0.58	1.67	0.46	2.18	0.39	2.75	0.34	3.59	0.29	5.61	0.23
0.3	1.67	1.22	2.50	0.96	3.27	0.83	4.12	0.72	5.39	0.62	8.42	0.48
0.4	2.23	2.08	3.34	1.65	4.36	1.41	5.50	1.23	7.18	1.05	11.22	0.81
0.5	2.79	3.15	4.17	2.49	5.45	2.13	6.87	1.86	8.98	1.59	14.03	1.23
0.6	3.35	4.42	5.01	3.49	6.54	2.99	8.25	2.61	10.77	2.23	16.83	1.72
0.7	3.91	5.89	5.84	4.64	7.63	3.98	9.62	3.47	12.57	2.97	19.64	2.29
0.8	4.47	7.54	6.68	5.95	8.72	5.09	11.00	4.45	14.36	3.80	22.44	2.93
0.9	5.02	9.35	7.51	7.39	9.81	6.34	12.37	5.53	16.16	4.73	25.25	3.65
1.0	5.58	11.37	8.35	9.00	10.90	7.70	13.75	6.73	17.96	5.76	28.06	4.44
1.1	6.14	13.58	9.18	10.73	11.99	9.19	15.12	8.02	19.75	6.86	30.86	5.29
1.2	6.70	15.96	10.02	12.61	13.08	10.80	16.50	9.43	21.55	8.07	33.67	6.22
1.3	7.26	18.52	10.85	14.62	14.17	12.52	17.87	10.93	23.34	9.35	36.47	7.21
1.4	7.81	21.20	11.69	16.78	15.26	14.36	19.25	12.54	25.14	10.73	39.28	8.27
1.5	8.37	24.10	12.52	19.05	16.35	16.32	20.62	14.25	26.93	12.19	42.08	9.40
1.6	8.93	27.17	13.36	21.49	17.44	18.39	22.00	16.06	28.73	13.74	44.89	10.59
1.7	9.49	30.41	14.19	24.03	18.53	20.58	23.37	17.97	30.52	15.37	47.69	11.85
1.8	10.05	33.82	15.03	26.73	19.62	22.87	24.74	19.97	32.32	17.09	50.50	13.17
1.9	10.60	37.32	15.86	29.53	20.71	25.28	26.12	22.08	34.12	18.90	53.30	14.56
2.0	11.16	41.06	16.70	32.49	21.80	27.80	27.49	24.27	35.91	20.77	56.11	16.01
2.1	11.72	44.95	17.53	35.54	22.89	30.43	28.87	26.57	37.71	22.74	58.92	17.53
2.2	12.28	49.01	18.37	38.76	23.98	33.17	30.24	28.96	39.50	24.78	61.72	19.10
2.3	12.84	53.23	19.20	42.06	25.07	36.02	31.62	31.45	41.30	26.91	64.53	20.74
2.4	13.40	57.61	20.04	45.54	26.16	38.97	32.99	34.02	43.09	29.11	67.33	22.44
2.5	13.95	62.07	20.87	49.09	27.25	42.03	34.37	36.70	44.89	31.41	70.14	24.20
2.6	14.51	66.76	21.71	52.81	28.34	45.20	35.74	39.46	46.68	33.76	72.94	26.02
2.7	15.07	71.61	22.54	56.61	29.43	48.47	37.12	42.33	48.48	36.21	75.75	27.91
2.8	15.63	76.62	23.38	60.58	30.52	51.85	38.49	45.27	50.27	38.73	78.55	29.85
2.9	16.19	81.78	24.21	64.62	31.61	55.33	39.87	48.32	52.07	41.34	81.36	31.86
3.0	16.74	87.00	25.05	68.84	32.70	58.91	41.24	51.44	53.87	44.02	84.17	33.93
3.1	17.30	92.46	25.88	73.12	33.79	62.60	42.62	54.67	55.66	46.77	86.97	36.05
3.2	17.86	98.08	26.72	77.58	34.88	66.39	43.99	57.97	57.46	49.61	89.78	38.24
3.3	18.42	103.86	27.55	82.10	35.97	70.29	45.37	61.38	59.25	52.51	92.58	40.47
3.4	18.98	109.78	28.38	86.74	37.06	74.28	46.74	64.86	61.05	55.50	95.39	42.78
3.5	19.53	115.74	29.22	91.55	38.15	78.38	48.11	68.42	62.84	58.55	98.19	45.13
3.6	20.09	121.96	30.05	96.43	39.24	82.58	49.49	72.10	64.64	61.70	101.00	47.55
3.7	20.65	128.34	30.89	101.48	40.33	86.88	50.86	75.84	66.43	64.90	103.80	50.02
3.8	21.21	134.86	31.72	106.59	41.42	91.27	52.24	79.70	68.23	68.19	106.61	52.56
3.9	21.77	141.52	32.56	111.87	42.51	95.77	53.61	83.61	70.03	71.56	109.42	55.15
4.0	22.33	148.34	33.39	117.21	43.60	100.37	54.99	87.64	71.82	74.99	112.22	57.80

Pressure loss tables

### TOM® PVC-O 500 PN16

Pipe head loss is the energy of a hydraulic fluid that is lost along itself due to friction.

Below is the calculation of estimated water speeds depending on the selected pipe for installation.

DN225 PN16 212.6		DN250 PN16 236.3		DN315 PN16 297.7		DN355 PN16 335.5		DN400 PN16 378.0		DN450 PN16 425.3		DN500 PN16 472.5		DN630 PN16 595.4		DN710 PN16 671.0		DN800 PN16 756.1		DN900 PN16 850.6		DN1000 PN16 945.1		DN1100 PN16 1039.6		DN1200 PN16 1134.1	
Flow	J	Flow	J	Flow	J	Flow	J	Flow	J	Flow	J	Flow	J	Flow	J	Flow	J	Flow	J	Flow	J	Flow	J	Flow	J	Flow	J
l/s	m/km	l/s	m/km	l/s	m/km	l/s	m/km	l/s	m/km	l/s	m/km	l/s	m/km	l/s	m/km	l/s	m/km	l/s	m/km	l/s	m/km	l/s	m/km	l/s	m/km	l/s	m/km
3.55	0.05	4.39	0.05	6.96	0.04	8.84	0.03	11.22	0.03	14.21	0.02	17.53	0.02	27.84	0.02	35.36	0.01	44.90	0.01	56.83	0.01	70.15	0.01	84.88	0.01	101.02	0.01
7.10	0.20	8.77	0.17	13.92	0.13	17.68	0.12	22.44	0.10	28.41	0.09	35.07	0.08	55.68	0.06	70.72	0.05	89.80	0.04	113.65	0.04	140.31	0.03	169.77	0.03	202.03	0.03
10.65	0.42	13.16	0.37	20.88	0.28	26.52	0.24	33.67	0.21	42.62	0.19	52.60	0.16	83.53	0.13	106.09	0.11	134.70	0.09	170.48	0.08	210.46	0.07	254.65	0.07	303.05	0.06
14.20	0.71	17.54	0.63	27.84	0.48	35.36	0.42	44.89	0.36	56.83	0.32	70.14	0.28	111.37	0.21	141.45	0.19	179.60	0.16	227.30	0.14	280.61	0.12	339.53	0.11	404.07	0.10
17.75	1.07	21.93	0.95	34.80	0.72	44.20	0.63	56.11	0.55	71.03	0.48	87.67	0.42	139.21	0.32	176.81	0.28	224.50	0.24	284.13	0.21	350.76	0.19	424.42	0.17	505.08	0.15
21.30	1.50	26.31	1.33	41.76	1.01	53.04	0.88	67.33	0.77	85.24	0.67	105.21	0.59	167.05	0.45	212.17	0.39	269.40	0.34	340.95	0.30	420.92	0.26	509.30	0.24	606.10	0.21
24.85	2.00	30.70	1.77	48.72	1.35	61.88	1.17	78.55	1.02	99.44	0.89	122.74	0.79	194.90	0.60	247.53	0.52	314.30	0.45	397.78	0.40	491.07	0.35	594.18	0.31	707.12	0.28
28.40	2.56	35.08	2.26	55.68	1.73	70.72	1.50	89.78	1.31	113.65	1.14	140.28	1.01	222.74	0.77	282.89	0.67	359.20	0.58	454.60	0.51	561.22	0.45	679.07	0.40	808.13	0.36
31.95	3.18	39.47	2.81	62.65	2.15	79.56	1.87	101.00	1.63	127.86	1.42	157.81	1.25	250.58	0.96	318.26	0.83	404.10	0.72	511.43	0.63	631.38	0.56	763.95	0.50	909.15	0.45
35.50	3.87	43.85	3.42	69.61	2.61	88.40	2.27	112.22	1.98	142.06	1.72	175.35	1.52	278.42	1.16	353.62	1.01	449.00	0.88	568.25	0.77	701.53	0.68	848.83	0.61	1010.17	0.55
39.05	4.61	48.24	4.08	76.57	3.11	97.25	2.71	123.44	2.36	156.27	2.05	192.88	1.82	306.27	1.39	388.98	1.21	493.90	1.05	625.08	0.91	771.68	0.81	933.72	0.72	1111.18	0.65
42.60	5.42	52.63	4.79	83.53	3.66	106.09	3.18	134.66	2.77	170.48	2.41	210.41	2.13	334.11	1.63	424.34	1.42	538.80	1.23	681.90	1.07	841.83	0.95	1018.60	0.85	1212.20	0.77
46.15	6.29	57.01	5.56	90.49	4.24	114.93	3.69	145.89	3.21	184.68	2.80	227.95	2.47	361.95	1.89	459.70	1.64	583.70	1.43	738.73	1.25	911.99	1.10	1103.48	0.99	1313.22	0.89
49.70	7.21	61.40	6.37	97.45	4.87	123.77	4.23	157.11	3.68	198.89	3.21	245.48	2.84	389.79	2.17	495.07	1.89	628.60	1.64	795.55	1.43	982.14	1.26	1188.37	1.13	1414.23	1.02
53.25	8.19	65.78	7.24	104.41	5.53	132.61	4.81	168.33	4.19	213.09	3.65	263.02	3.23	417.64	2.46	530.43	2.14	673.50	1.86	852.38	1.62	1052.29	1.44	1273.25	1.29	1515.25	1.16
56.80	9.23	70.17	8.16	111.37	6.23	141.45	5.42	179.55	4.72	227.30	4.11	280.55	3.64	445.48	2.78	565.79	2.41	718.40	2.10	909.20	1.83	1122.45	1.62	1358.13	1.45	1616.26	1.31
60.35	10.33	74.55	9.13	118.33	6.97	150.29	6.07	190.78	5.28	241.51	4.60	298.09	4.07	473.32	3.11	601.15	2.70	763.30	2.35	966.03	2.05	1192.60	1.81	1443.02	1.62	1717.28	1.46
63.90	11.48	78.94	10.15	125.29	7.75	159.13	6.74	202.00	5.87	255.71	5.11	315.62	4.52	501.16	3.45	636.51	3.00	808.20	2.61	1022.85	2.28	1262.75	2.01	1527.90	1.80	1818.30	1.63
67.45	12.69	83.32	11.22	132.25	8.57	167.97	7.45	213.22	6.48	269.92	5.65	333.16	5.00	529.01	3.82	671.88	3.32	853.10	2.89	1079.68	2.52	1332.90	2.23	1612.78	1.99	1919.31	1.80
71.00	13.96	87.71	12.34	139.21	9.42	176.81	8.20	224.44	7.13	284.13	6.21	350.69	5.50	556.85	4.20	707.24	3.65	898.00	3.17	1136.50	2.77	1403.06	2.45	1697.67	2.19	2020.33	1.98
74.55	15.28	92.10	13.50	146.17	10.31	185.65	8.97	235.66	7.80	298.33	6.80	368.22	6.02	584.69	4.59	742.60	3.99	942.90	3.48	1193.33	3.03	1473.21	2.68	1782.55	2.40	2121.35	2.17
78.10	16.65	96.48	14.72	153.13	11.24	194.49	9.78	246.89	8.51	312.54	7.41	385.76	6.56	612.53	5.01	777.96	4.35	987.80	3.79	1250.15	3.30	1543.36	2.92	1867.43	2.61	2222.36	2.36
81.65	18.08	100.87	15.98	160.09	12.20	203.33	10.62	258.11	9.24	326.74	8.05	403.29	7.12	640.38	5.44	813.32	4.73	1032.70	4.11	1306.98	3.58	1613.52	3.17	1952.32	2.84	2323.38	2.56
85.20	19.56	105.25	17.29	167.05	13.21	212.17	11.49	269.33	9.99	340.95	8.71	420.83	7.70	668.22	5.88	848.68	5.12	1077.61	4.45	1363.80	3.88	1683.67	3.43	2037.20	3.07	2424.40	2.77
88.75	21.10	109.64	18.65	174.02	14.24	221.01	12.39	280.55	10.78	355.16	9.39	438.36	8.31	696.06	6.34	884.05	5.52	1122.51	4.80	1420.63	4.18	1753.82	3.70	2122.08	3.31	2525.41	2.99
92.30	22.69	114.02	20.05	180.98	15.32	229.85	13.32	291.77	11.59	369.36	10.10	455.90	8.93	723.90	6.82	919.41	5.93	1167.41	5.16	1477.45	4.50	1823.97	3.98	2206.97	3.56	2626.43	3.22
95.85	24.33	118.41	21.51	187.94	16.43	238.69	14.29	303.00	12.43	383.57	10.83	473.43	9.58	751.75	7.32	954.77	6.36	1212.31	5.53	1534.28	4.82	1894.13	4.27	2291.85	3.82	2727.45	3.45
99.40	26.03	122.79	23.00	194.90	17.57	247.53	15.28	314.22	13.30	397.78	11.59	490.97	10.25	779.59	7.82	990.13	6.81	1257.21	5.92	1591.10	5.16	1964.28	4.56	2376.73	4.08	2828.46	3.69
102.95	27.77	127.18	24.55	201.86	18.75	256.37	16.31	325.44	14.19	411.98	12.37	508.50	10.94	807.43	8.35	1025.49	7.26	1302.11	6.32	1647.93	5.51	2034.43	4.87	2461.62	4.36	2929.48	3.94
106.50	29.57	131.56	26.14	208.82	19.96	265.21	17.36	336.66	15.11	426.19	13.17	526.04	11.64	835.27	8.89	1060.86	7.73	1347.01	6.73	1704.75	5.86	2104.59	5.19	2546.50	4.64	3030.50	4.19
110.05	31.43	135.95	27.78	215.78	21.21	274.05	18.45	347.88	16.05	440.39	13.99	543.57	12.37	863.12	9.45	1096.22	8.22	1391.91	7.15	1761.58	6.23	2174.74	5.51	2631.38	4.93	3131.51	4.45
113.60	33.33	140.34	29.46	222.74	22.50	282.89	19.57	359.11	17.03	454.60	14.84	561.10	13.12	890.96	10.02	1131.58	8.72	1436.81	7.58	1818.40	6.61	2244.89	5.84	2716.27	5.23	3232.53	4.72
117.15	35.28	144.72	31.19	229.70	23.82	291.74	20.72	370.33	18.03	468.81	15.71	578.64	13.89	918.80	10.61	1166.94	9.23	1481.71	8.03	1875.23	7.00	2315.04	6.19	2801.15	5.54	3333.55	5.00
120.70	37.29	149.11	32.96	236.66	25.17	300.58	21.90	381.55	19.05	483.01	16.60	596.17	14.68	946.64	11.21	1202.30	9.75	1526.61	8.48	1932.06	7.39	2385.20	6.54	2886.03	5.85	3434.56	5.29
124.25	39.35	153.49	34.78	243.62	26.56	309.42	23.10	392.77	20.10	497.22	17.52	613.71	15.49	974.49	11.83	1237.66	10.29	1571.51	8.95	1988.88	7.80	2455.35	6.90	2970.92	6.17	3535.58	5.58
127.80	41.45	157.88	36.64	250.58	27.98	318.26	24.34	403.99	21.18	511.43	18.46	631.24	16.32	1002.33	12.46	1273.03	10.84	1616.41	9.43	2045.71	8.22	2525.50	7.27	3055.80	6.50	3636.60	5.88
131.35	43.61	162.26	38.55	257.54	29.44	327.10	25.61	415.22	22.28	525.63	19.42	648.78	17.17	1030.17	13.11	1308.39	11.40	1661.31	9.92	2102.53	8.65	2595.66	7.65	3140.68	6.84	3737.61	6.18
134.90	45.82	166.65	40.50	264.50	30.93	335.94	26.90	426.44	23.41	539.84	20.40	666.31	18.04	1058.01	13.77	1343.75	11.98	1706.21	10.42	2159.36	9.08	2665.81	8.03	3225.57	7.19	3838.63	6.49
138.45	48.08	171.03	42.49	271.46	32.45	344.78	28.23	437.66	24.56	554.05	21.40	683.85	18.93	1085.86	14.45	1379.11	12.57	1751.11	10.94	2216.18	9.53	2735.96	8.43	3310.45	7.54	3939.65	6.81
142.00	50.38	175.42	44.54	278.42	34.01	353.62	29.58	448.88																			

Pressure loss tables

TOM® PVC-O 500 PN20

Pipe head loss is the energy of a hydraulic fluid that is lost along itself due to friction.

Below is the calculation of estimated water speeds depending on the selected pipe for installation.

Internal Diameter	DN90 PN20 84.3		DN110 PN20 103.0		DN125 PN20 117.1		DN140 PN20 131.1		DN160 PN20 149.8		DN200 PN20 187.3	
	Flow	J	Flow	J	Flow	J	Flow	J	Flow	J	Flow	J
Speed (m/s)	l/s	m/km	l/s	m/km	l/s	m/km	l/s	m/km	l/s	m/km	l/s	m/km
0.1	0.56	0.16	0.83	0.13	1.08	0.11	1.35	0.10	1.76	0.08	2.76	0.06
0.2	1.12	0.58	1.67	0.46	2.15	0.39	2.70	0.35	3.52	0.29	5.51	0.23
0.3	1.67	1.22	2.50	0.97	3.23	0.83	4.05	0.73	5.29	0.63	8.27	0.48
0.4	2.23	2.08	3.33	1.65	4.31	1.42	5.40	1.25	7.05	1.07	11.02	0.82
0.5	2.79	3.15	4.17	2.50	5.38	2.14	6.75	1.88	8.81	1.61	13.78	1.24
0.6	3.35	4.42	5.00	3.50	6.46	3.01	8.10	2.64	10.57	2.26	16.53	1.74
0.7	3.91	5.89	5.83	4.65	7.54	4.01	9.45	3.51	12.34	3.01	19.29	2.32
0.8	4.47	7.54	6.67	5.96	8.62	5.13	10.80	4.50	14.10	3.85	22.04	2.96
0.9	5.02	9.35	7.50	7.41	9.69	6.38	12.15	5.59	15.86	4.78	24.80	3.69
1.0	5.58	11.37	8.33	9.00	10.77	7.75	13.50	6.80	17.62	5.81	27.55	4.48
1.1	6.14	13.58	9.17	10.75	11.85	9.26	14.85	8.11	19.39	6.94	30.31	5.35
1.2	6.70	15.96	10.00	12.63	12.92	10.86	16.20	9.53	21.15	8.15	33.06	6.28
1.3	7.26	18.52	10.83	14.64	14.00	12.60	17.55	11.05	22.91	9.46	35.82	7.29
1.4	7.81	21.20	11.67	16.81	15.08	14.46	18.90	12.68	24.67	10.84	38.57	8.36
1.5	8.37	24.10	12.50	19.09	16.15	16.42	20.25	14.40	26.44	12.33	41.33	9.50
1.6	8.93	27.17	13.33	21.50	17.23	18.51	21.60	16.23	28.20	13.89	44.08	10.70
1.7	9.49	30.41	14.16	24.05	18.31	20.72	22.95	18.16	29.96	15.54	46.84	11.97
1.8	10.05	33.82	15.00	26.76	19.39	23.04	24.30	20.19	31.72	17.27	49.60	13.31
1.9	10.60	37.32	15.83	29.56	20.46	25.45	25.65	22.32	33.49	19.10	52.35	14.71
2.0	11.16	41.06	16.66	32.50	21.54	27.99	27.00	24.54	35.25	21.00	55.11	16.18
2.1	11.72	44.95	17.50	35.60	22.62	30.65	28.35	26.86	37.01	22.98	57.86	17.71
2.2	12.28	49.01	18.33	38.79	23.69	33.39	29.70	29.28	38.77	25.05	60.62	19.31
2.3	12.84	53.23	19.16	42.10	24.77	36.26	31.05	31.79	40.54	27.21	63.37	20.96
2.4	13.40	57.61	20.00	45.58	25.85	39.24	32.40	34.40	42.30	29.44	66.13	22.68
2.5	13.95	62.07	20.83	49.15	26.92	42.30	33.75	37.10	44.06	31.74	68.88	24.46
2.6	14.51	66.76	21.66	52.84	28.00	45.50	35.10	39.89	45.82	34.13	71.64	26.30
2.7	15.07	71.61	22.50	56.69	29.08	48.80	36.45	42.78	47.59	36.62	74.39	28.21
2.8	15.63	76.62	23.33	60.63	30.16	52.21	37.80	45.76	49.35	39.16	77.15	30.17
2.9	16.19	81.78	24.16	64.68	31.23	55.70	39.15	48.83	51.11	41.79	79.90	32.20
3.0	16.74	87.00	25.00	68.91	32.31	59.32	40.50	52.00	52.87	44.49	82.66	34.29
3.1	17.30	92.46	25.83	73.21	33.39	63.04	41.85	55.25	54.64	47.29	85.41	36.43
3.2	17.86	98.08	26.66	77.62	34.46	66.83	43.20	58.60	56.40	50.15	88.17	38.64
3.3	18.42	103.86	27.50	82.21	35.54	70.76	44.55	62.04	58.16	53.09	90.92	40.90
3.4	18.98	109.78	28.33	86.87	36.62	74.80	45.90	65.56	59.92	56.10	93.68	43.23
3.5	19.53	115.74	29.16	91.64	37.69	78.90	47.25	69.18	61.69	59.21	96.43	45.61
3.6	20.09	121.96	30.00	96.59	38.77	83.13	48.60	72.88	63.45	62.37	99.19	48.06
3.7	20.65	128.34	30.83	101.59	39.85	87.47	49.95	76.68	65.21	65.62	101.95	50.56
3.8	21.21	134.86	31.66	106.72	40.92	91.87	51.30	80.56	66.97	68.93	104.70	53.12
3.9	21.77	141.52	32.50	112.02	42.00	96.41	52.65	84.53	68.74	72.35	107.46	55.74
4.0	22.33	148.34	33.33	117.38	43.08	101.06	54.00	88.59	70.50	75.81	110.21	58.41

Pressure loss tables

### TOM® PVC-O 500 PN20

Pipe head loss is the energy of a hydraulic fluid that is lost along itself due to friction.

Below is the calculation of estimated water speeds depending on the selected pipe for installation.

DN225 PN20 210.7		DN250 PN20 234.1		DN315 PN20 295.0		DN355 PN20 332.5		DN400 PN20 374.6		DN450 PN20 421.4		DN500 PN20 468.2		DN630 PN20 590.0		DN710 PN20 664.9		DN800 PN20 749.2		DN900 PN20 839.5		DN1000 PN20 932.8		DN1100 PN20 1026.1		DN1200 PN20 1119.4	
Flow	J	Flow	J	Flow	J	Flow	J	Flow	J	Flow	J	Flow	J	Flow	J	Flow	J	Flow	J	Flow	J	Flow	J	Flow	J	Flow	J
l/s	m/km	l/s	m/km	l/s	m/km	l/s	m/km	l/s	m/km	l/s	m/km	l/s	m/km	l/s	m/km	l/s	m/km	l/s	m/km	l/s	m/km	l/s	m/km	l/s	m/km	l/s	m/km
3.49	0.06	4.30	0.05	6.83	0.04	8.68	0.03	11.02	0.03	13.95	0.02	17.22	0.02	27.34	0.02	34.72	0.01	44.08	0.01	55.35	0.01	68.34	0.01	82.69	0.01	98.41	0.01
6.97	0.20	8.61	0.18	13.67	0.13	17.37	0.12	22.04	0.10	27.89	0.09	34.43	0.08	54.68	0.06	69.44	0.05	88.17	0.05	110.70	0.04	136.68	0.03	165.39	0.03	196.83	0.03
10.46	0.42	12.91	0.37	20.50	0.28	26.05	0.25	33.06	0.21	41.84	0.19	51.65	0.17	82.02	0.13	104.17	0.11	132.25	0.10	166.06	0.08	205.02	0.07	248.08	0.07	295.24	0.06
13.95	0.72	17.22	0.63	27.34	0.48	34.73	0.42	44.08	0.37	55.79	0.32	68.87	0.28	109.36	0.22	138.89	0.19	176.34	0.16	221.41	0.14	273.35	0.13	330.77	0.11	393.66	0.10
17.43	1.08	21.52	0.96	34.17	0.73	43.42	0.64	55.11	0.55	69.73	0.48	86.08	0.43	136.70	0.33	173.61	0.28	220.42	0.25	276.76	0.22	341.69	0.19	413.47	0.17	492.07	0.15
20.92	1.52	25.83	1.34	41.01	1.02	52.10	0.89	66.13	0.78	83.68	0.68	103.30	0.60	164.04	0.46	208.33	0.40	264.51	0.35	332.11	0.30	410.03	0.27	496.16	0.24	590.49	0.22
24.41	2.02	30.13	1.78	47.84	1.36	60.78	1.18	77.15	1.03	97.63	0.90	120.52	0.79	191.38	0.61	243.05	0.53	308.59	0.46	387.46	0.40	478.37	0.36	578.85	0.32	688.90	0.29
27.89	2.58	34.43	2.28	54.68	1.74	69.46	1.52	88.17	1.32	111.58	1.15	137.73	1.02	218.72	0.78	277.77	0.68	352.68	0.59	442.81	0.51	546.71	0.46	661.54	0.41	787.32	0.37
31.38	3.21	38.74	2.84	61.51	2.17	78.15	1.89	99.19	1.64	125.52	1.43	154.95	1.27	246.06	0.97	312.50	0.84	396.76	0.73	498.17	0.64	615.05	0.57	744.24	0.51	885.73	0.46
34.87	3.91	43.04	3.45	68.35	2.64	86.83	2.29	110.21	2.00	139.47	1.74	172.17	1.54	273.40	1.17	347.22	1.02	440.84	0.89	553.52	0.78	683.39	0.69	826.93	0.62	984.15	0.56
38.35	4.66	47.35	4.12	75.18	3.15	95.51	2.74	121.23	2.38	153.42	2.08	189.38	1.84	300.74	1.40	381.94	1.22	484.93	1.06	608.87	0.93	751.73	0.82	909.62	0.73	1082.56	0.66
41.84	5.48	51.65	4.84	82.02	3.70	104.20	3.22	132.25	2.80	167.36	2.44	206.60	2.16	328.08	1.65	416.66	1.43	529.01	1.25	664.22	1.09	820.06	0.96	992.32	0.86	1180.98	0.78
45.33	6.35	55.95	5.62	88.85	4.29	112.88	3.73	143.27	3.24	181.31	2.83	223.82	2.50	355.42	1.91	451.38	1.66	573.10	1.45	719.57	1.27	888.40	1.12	1075.01	1.00	1279.39	0.90
48.81	7.28	60.26	6.44	95.69	4.92	121.56	4.28	154.30	3.72	195.26	3.24	241.04	2.87	382.76	2.19	486.11	1.91	617.18	1.66	774.92	1.45	956.74	1.28	1157.70	1.15	1377.81	1.04
52.30	8.28	64.56	7.32	102.52	5.59	130.25	4.86	165.32	4.23	209.20	3.69	258.25	3.26	410.10	2.49	520.83	2.17	661.27	1.88	830.28	1.65	1025.08	1.46	1240.40	1.30	1476.22	1.18
55.79	9.33	68.87	8.25	109.36	6.30	138.93	5.48	176.34	4.77	223.15	4.15	275.47	3.67	437.44	2.81	555.55	2.44	705.35	2.12	885.63	1.86	1093.42	1.64	1323.09	1.47	1574.64	1.33
59.27	10.44	73.17	9.23	116.19	7.05	147.61	6.13	187.36	5.33	237.10	4.65	292.69	4.11	464.78	3.14	590.27	2.73	749.44	2.38	940.98	2.08	1161.76	1.84	1405.78	1.65	1673.05	1.49
62.76	11.60	77.48	10.26	123.03	7.83	156.30	6.81	198.38	5.93	251.04	5.17	309.90	4.57	492.11	3.49	624.99	3.03	793.52	2.64	996.33	2.31	1230.10	2.04	1488.48	1.83	1771.47	1.65
66.25	12.83	81.78	11.34	129.86	8.66	164.98	7.53	209.40	6.55	264.99	5.71	327.12	5.05	519.45	3.86	659.71	3.35	837.60	2.92	1051.68	2.56	1298.44	2.26	1571.17	2.02	1869.88	1.83
69.73	14.10	86.08	12.47	136.70	9.52	173.66	8.28	220.42	7.21	278.94	6.28	344.34	5.55	546.79	4.24	694.44	3.69	881.69	3.21	1107.03	2.81	1366.77	2.48	1653.86	2.22	1968.30	2.01
73.22	15.44	90.39	13.65	143.53	10.42	182.34	9.06	231.44	7.89	292.89	6.87	361.55	6.08	574.13	4.64	729.16	4.04	925.77	3.51	1162.39	3.08	1435.11	2.72	1736.56	2.43	2066.71	2.20
76.71	16.83	94.69	14.88	150.37	11.36	191.03	9.88	242.46	8.60	306.83	7.49	378.77	6.63	601.47	5.06	763.88	4.40	969.86	3.83	1217.74	3.35	1503.45	2.96	1819.25	2.65	2165.13	2.40
80.19	18.27	99.00	16.16	157.20	12.34	199.71	10.73	253.49	9.33	320.78	8.14	395.99	7.20	628.81	5.49	798.60	4.78	1013.94	4.16	1273.09	3.64	1571.79	3.22	1901.94	2.88	2263.54	2.60
83.68	19.77	103.30	17.48	164.04	13.35	208.39	11.61	264.51	10.10	334.73	8.80	413.20	7.79	656.15	5.94	833.32	5.17	1058.03	4.50	1328.44	3.94	1640.13	3.48	1984.63	3.12	2361.96	2.82
87.17	21.32	107.61	18.86	170.87	14.40	217.08	12.52	275.53	10.89	348.67	9.49	430.42	8.40	683.49	6.41	868.05	5.58	1102.11	4.85	1383.79	4.25	1708.47	3.76	2067.33	3.36	2460.37	3.04
90.66	22.93	111.91	20.28	177.71	15.48	225.76	13.46	286.55	11.71	362.62	10.21	447.64	9.03	710.83	6.89	902.77	6.00	1146.20	5.22	1439.15	4.57	1776.81	4.04	2150.02	3.61	2558.79	3.27
94.14	24.59	116.21	21.74	184.54	16.60	234.44	14.44	297.57	12.56	376.57	10.95	464.85	9.68	738.17	7.39	937.49	6.43	1190.28	5.59	1494.50	4.90	1845.15	4.33	2232.71	3.88	2657.20	3.50
97.63	26.30	120.52	23.26	191.38	17.76	243.13	15.44	308.59	13.44	390.51	11.71	482.07	10.36	765.51	7.91	972.21	6.88	1234.36	5.98	1549.85	5.24	1913.48	4.63	2315.41	4.15	2755.61	3.75
101.12	28.07	124.82	24.82	198.21	18.95	251.81	16.48	319.61	14.34	404.46	12.50	499.29	11.05	792.85	8.44	1006.93	7.34	1278.45	6.39	1605.20	5.59	1981.82	4.94	2398.10	4.42	2854.03	4.00
104.60	29.88	129.13	26.43	205.05	20.18	260.49	17.55	330.63	15.27	418.41	13.31	516.50	11.77	820.19	8.99	1041.65	7.82	1322.53	6.80	1660.55	5.95	2050.16	5.27	2480.79	4.71	2952.44	4.26
108.09	31.76	133.43	28.08	211.88	21.44	269.18	18.65	341.65	16.22	432.36	14.14	533.72	12.51	847.53	9.55	1076.38	8.31	1366.62	7.23	1715.90	6.33	2118.50	5.59	2563.49	5.01	3050.86	4.52
111.58	33.68	137.73	29.78	218.72	22.74	277.86	19.78	352.68	17.21	446.30	15.00	550.94	13.26	874.87	10.13	1111.10	8.81	1410.70	7.66	1771.26	6.71	2186.84	5.93	2646.18	5.31	3149.27	4.80
115.06	35.65	142.04	31.53	225.55	24.07	286.54	20.94	363.70	18.22	460.25	15.88	568.15	14.04	902.21	10.72	1145.82	9.33	1454.79	8.11	1826.61	7.10	2255.18	6.28	2728.87	5.62	3247.69	5.08
118.55	37.68	146.34	33.32	232.39	25.44	295.22	22.13	374.72	19.25	474.20	16.78	585.37	14.84	929.55	11.33	1180.54	9.86	1498.87	8.57	1881.96	7.51	2323.52	6.64	2811.57	5.94	3346.10	5.37
122.04	39.76	150.65	35.16	239.22	26.84	303.91	23.35	385.74	20.31	488.14	17.71	602.59	15.66	956.89	11.96	1215.26	10.40	1542.96	9.05	1937.31	7.92	2391.86	7.00	2894.26	6.27	3444.52	5.66
125.52	41.89	154.95	37.04	246.06	28.28	312.59	24.60	396.76	21.40	502.09	18.65	619.81	16.50	984.23	12.60	1249.99	10.96	1587.04	9.53	1992.66	8.35	2460.19	7.38	2976.95	6.60	3542.93	5.97
129.01	44.07	159.26	38.97	252.89	29.75	321.27	25.88	407.78	22.52	516.04	19.63	637.02	17.36	1011.57	13.25	1284.71	11.53	1631.12	10.03	2048.01	8.78	2528.53	7.76	3059.64	6.95	3641.35	6.28
132.50	46.30	163.56	40.94	259.73	31.26	329.96	27.19	418.80	23.66	529.98	20.62	654.24	18.23	1038.91	13.92	1319.43	12.11	1675.21	10.53	2103.37	9.22	2596.87	8.16	3142.34	7.30	3739.76	6.59
135.98	48.58	167.86	42.96	266.56	32.80	338.64	28.53	429.82	24.82	543.93	21.64	671.46	19.13	1066.25	14.61	1354.15	12.71	1719.29	11.05	2158.72	9.68	2665.21	8.56	3225.03	7.66	3838.18	6.92
139.47	50.91	172.17	45.03	273.40	34.38	347.32	29.90	440.84																			

Pressure loss tables

TOM® PVC-O 500 PN25

Pipe head loss is the energy of a hydraulic fluid that is lost along itself due to friction.

Below is the calculation of estimated water speeds depending on the selected pipe for installation.

Internal Diameter	DN90 PN25 83.0		DN110 PN25 100.8		DN125 PN25 114,5		DN140 PN25 129.1		DN160 PN25 146.6		DN200 PN25 183.3	
	Flow	J	Flow	J	Flow	J	Flow	J	Flow	J	Flow	J
Speed (m/s)	l/s	m/km	l/s	m/km	l/s	m/km	l/s	m/km	l/s	m/km	l/s	m/km
0.1	0.54	0.16	0.80	0.13	1.03	0.11	1.31	0.10	1.69	0.08	2.64	0.06
0.2	1.08	0.59	1.60	0.47	2.06	0.40	2.62	0.35	3.38	0.30	5.28	0.23
0.3	1.62	1.24	2.39	0.99	3.09	0.86	3.93	0.75	5.06	0.64	7.92	0.49
0.4	2.16	2.12	3.19	1.69	4.12	1.46	5.24	1.27	6.75	1.09	10.56	0.84
0.5	2.71	3.22	3.99	2.56	5.15	2.21	6.55	1.92	8.44	1.65	13.19	1.27
0.6	3.25	4.51	4.79	3.59	6.18	3.09	7.85	2.68	10.13	2.32	15.83	1.78
0.7	3.79	5.99	5.59	4.78	7.21	4.11	9.16	3.57	11.82	3.08	18.47	2.37
0.8	4.33	7.67	6.38	6.10	8.24	5.27	10.47	4.58	13.50	3.94	21.11	3.04
0.9	4.87	9.53	7.18	7.59	9.27	6.55	11.78	5.69	15.19	4.91	23.75	3.78
1.0	5.41	11.58	7.98	9.24	10.30	7.96	13.09	6.92	16.88	5.97	26.39	4.60
1.1	5.95	13.82	8.78	11.02	11.33	9.50	14.40	8.26	18.57	7.12	29.03	5.48
1.2	6.49	16.23	9.58	12.96	12.36	11.16	15.71	9.70	20.26	8.37	31.67	6.44
1.3	7.03	18.82	10.37	15.00	13.39	12.95	17.02	11.25	21.94	9.70	34.31	7.47
1.4	7.57	21.58	11.17	17.22	14.42	14.85	18.33	12.91	23.63	11.12	36.94	8.57
1.5	8.12	24.57	11.97	19.57	15.45	16.88	19.64	14.67	25.32	12.64	39.58	9.74
1.6	8.66	27.69	12.77	22.06	16.47	19.00	20.94	16.52	27.01	14.25	42.22	10.98
1.7	9.20	30.97	13.57	24.69	17.50	21.26	22.25	18.48	28.70	15.94	44.86	12.28
1.8	9.74	34.42	14.36	27.42	18.53	23.63	23.56	20.55	30.38	17.71	47.50	13.65
1.9	10.28	38.04	15.16	30.31	19.56	26.12	24.87	22.71	32.07	19.58	50.14	15.09
2.0	10.82	41.82	15.96	33.34	20.59	28.73	26.18	24.98	33.76	21.54	52.78	16.59
2.1	11.36	45.77	16.76	36.50	21.62	31.44	27.49	27.34	35.45	23.58	55.42	18.16
2.2	11.90	49.88	17.56	39.79	22.65	34.27	28.80	29.81	37.13	25.69	58.05	19.79
2.3	12.44	54.15	18.35	43.17	23.68	37.22	30.11	32.36	38.82	27.89	60.69	21.49
2.4	12.99	58.67	19.15	46.72	24.71	40.27	31.42	35.02	40.51	30.18	63.33	23.26
2.5	13.53	63.26	19.95	50.40	25.74	43.43	32.73	37.77	42.20	32.56	65.97	25.08
2.6	14.07	68.02	20.75	54.21	26.77	46.71	34.03	40.60	43.89	35.01	68.61	26.97
2.7	14.61	72.93	21.55	58.14	27.80	50.09	35.34	43.54	45.57	37.54	71.25	28.93
2.8	15.15	78.00	22.34	62.15	28.83	53.58	36.65	46.58	47.26	40.16	73.89	30.94
2.9	15.69	83.23	23.14	66.34	29.86	57.18	37.96	49.71	48.95	42.86	76.53	33.02
3.0	16.23	88.61	23.94	70.65	30.89	60.89	39.27	52.93	50.64	45.64	79.17	35.16
3.1	16.77	94.15	24.74	75.08	31.92	64.70	40.58	56.25	52.33	48.50	81.80	37.36
3.2	17.31	99.84	25.54	79.64	32.95	68.62	41.89	59.66	54.01	51.42	84.44	39.62
3.3	17.86	105.80	26.33	84.26	33.98	72.64	43.20	63.16	55.70	54.44	87.08	41.95
3.4	18.40	111.80	27.13	89.07	35.01	76.78	44.51	66.75	57.39	57.54	89.72	44.33
3.5	18.94	117.95	27.93	93.99	36.04	81.01	45.82	70.43	59.08	60.71	92.36	46.78
3.6	19.48	124.25	28.73	99.04	37.07	85.35	47.12	74.18	60.77	63.97	95.00	49.28
3.7	20.02	130.71	29.53	104.21	38.10	89.79	48.43	78.04	62.45	67.28	97.64	51.85
3.8	20.56	137.31	30.32	109.43	39.13	94.34	49.74	82.00	64.14	70.69	100.28	54.48
3.9	21.10	144.07	31.12	114.83	40.16	98.99	51.05	86.04	65.83	74.18	102.92	57.16
4.0	21.64	150.97	31.92	120.36	41.19	103.75	52.36	90.18	67.52	77.75	105.55	59.90

Pressure loss tables

### TOM® PVC-O 500 PN25

Pipe head loss is the energy of a hydraulic fluid that is lost along itself due to friction.

Below is the calculation of estimated water speeds depending on the selected pipe for installation.

DN225 PN25 207.5		DN250 PN25 229.1		DN315 PN25 288.6		DN355 PN25 325.3		DN400 PN25 366.5		DN450 PN25 412.3		DN500 PN25 458.1		DN630 PN25 581.0		DN710 PN25 654.7		DN800 PN25 733.0		DN900 PN25 824.1		DN1000 PN25 915.6		DN1100 PN25 1007.2		DN1200 PN25 1098.8	
Flow	J	Flow	J	Flow	J	Flow	J	Flow	J	Flow	J	Flow	J	Flow	J	Flow	J	Flow	J	Flow	J	Flow	J	Flow	J	Flow	J
l/s	m/km	l/s	m/km	l/s	m/km	l/s	m/km	l/s	m/km	l/s	m/km	l/s	m/km	l/s	m/km	l/s	m/km	l/s	m/km	l/s	m/km	l/s	m/km	l/s	m/km	l/s	m/km
3.38	0.06	4.12	0.05	6.54	0.04	8.31	0.03	10.55	0.03	13.35	0.03	16.48	0.02	26.51	0.02	33.66	0.01	42.20	0.01	53.34	0.01	65.84	0.01	79.67	0.01	94.83	0.01
6.76	0.20	8.24	0.18	13.08	0.14	16.62	0.12	21.10	0.10	26.70	0.09	32.96	0.08	53.02	0.06	67.33	0.05	84.40	0.05	106.68	0.04	131.68	0.04	159.35	0.03	189.65	0.03
10.14	0.43	12.37	0.38	19.62	0.29	24.93	0.25	31.65	0.22	40.05	0.19	49.45	0.17	79.54	0.13	100.99	0.11	126.60	0.10	160.02	0.09	197.53	0.08	239.02	0.07	284.48	0.06
13.53	0.73	16.49	0.65	26.17	0.50	33.24	0.43	42.20	0.38	53.40	0.33	65.93	0.29	106.05	0.22	134.66	0.19	168.79	0.17	213.36	0.15	263.37	0.13	318.70	0.12	379.30	0.10
16.91	1.10	20.61	0.98	32.71	0.75	41.56	0.65	52.75	0.57	66.76	0.49	82.41	0.44	132.56	0.33	168.32	0.29	210.99	0.25	266.70	0.22	329.21	0.19	398.37	0.17	474.13	0.16
20.29	1.54	24.73	1.38	39.25	1.05	49.87	0.91	63.30	0.80	80.11	0.69	98.89	0.61	159.07	0.46	201.99	0.40	253.19	0.35	320.04	0.31	395.05	0.27	478.05	0.24	568.96	0.22
23.67	2.05	28.86	1.83	45.79	1.40	58.18	1.22	73.85	1.06	93.46	0.92	115.37	0.82	185.58	0.62	235.65	0.54	295.39	0.47	373.38	0.41	460.89	0.36	557.72	0.33	663.78	0.29
27.05	2.63	32.98	2.34	52.33	1.79	66.49	1.56	84.40	1.35	106.81	1.18	131.86	1.04	212.10	0.79	269.32	0.69	337.59	0.60	426.72	0.53	526.73	0.47	637.40	0.42	758.61	0.38
30.43	3.27	37.10	2.91	58.87	2.23	74.80	1.94	94.95	1.68	120.16	1.47	148.34	1.30	238.61	0.98	302.98	0.86	379.79	0.75	480.06	0.65	592.58	0.58	717.07	0.52	853.43	0.47
33.82	3.98	41.22	3.54	65.42	2.71	83.11	2.35	105.50	2.05	133.51	1.78	164.82	1.58	265.12	1.20	336.65	1.04	421.99	0.91	533.40	0.80	658.42	0.70	796.75	0.63	948.26	0.57
37.20	4.75	45.35	4.23	71.96	3.23	91.42	2.81	116.05	2.44	146.86	2.13	181.30	1.88	291.63	1.43	370.31	1.24	464.18	1.09	586.74	0.95	724.26	0.84	876.42	0.75	1043.09	0.68
40.58	5.57	49.47	4.97	78.50	3.79	99.73	3.30	126.60	2.87	160.21	2.50	197.78	2.21	318.14	1.68	403.98	1.46	506.38	1.28	640.08	1.11	790.10	0.99	956.10	0.88	1137.91	0.80
43.96	6.46	53.59	5.76	85.04	4.40	108.04	3.83	137.15	3.33	173.56	2.90	214.27	2.57	344.66	1.94	437.64	1.69	548.58	1.48	693.41	1.29	855.94	1.14	1035.77	1.02	1232.74	0.92
47.34	7.42	57.71	6.61	91.58	5.05	116.36	4.39	147.70	3.82	186.92	3.33	230.75	2.94	371.17	2.23	471.31	1.94	590.78	1.70	746.75	1.48	921.78	1.31	1115.45	1.17	1327.56	1.06
50.72	8.43	61.83	7.51	98.12	5.73	124.67	4.99	158.24	4.34	200.27	3.78	247.23	3.34	397.68	2.53	504.97	2.20	632.98	1.93	800.09	1.69	987.63	1.49	1195.12	1.33	1422.39	1.20
54.11	9.50	65.96	8.46	104.67	6.46	132.98	5.62	168.79	4.89	213.62	4.26	263.71	3.77	424.19	2.86	538.63	2.48	675.18	2.18	853.43	1.90	1053.47	1.68	1274.80	1.50	1517.22	1.36
57.49	10.63	70.08	9.47	111.21	7.23	141.29	6.29	179.34	5.47	226.97	4.77	280.19	4.22	450.70	3.20	572.30	2.78	717.38	2.44	906.77	2.13	1119.31	1.88	1354.47	1.68	1612.04	1.52
60.87	11.81	74.20	10.52	117.75	8.04	149.60	6.99	189.89	6.08	240.32	5.30	296.68	4.69	477.22	3.55	605.96	3.09	759.57	2.71	960.11	2.36	1185.15	2.09	1434.15	1.87	1706.87	1.69
64.25	13.06	78.32	11.63	124.29	8.88	157.91	7.73	200.44	6.72	253.67	5.86	313.16	5.18	503.73	3.93	639.63	3.42	801.77	2.99	1013.45	2.61	1250.99	2.31	1513.82	2.07	1801.69	1.87
67.63	14.36	82.45	12.79	130.83	9.77	166.22	8.50	210.99	7.39	267.02	6.44	329.64	5.70	530.24	4.32	673.29	3.76	843.97	3.29	1066.79	2.87	1316.84	2.54	1593.50	2.27	1896.52	2.05
71.01	15.71	86.57	14.00	137.37	10.69	174.53	9.30	221.54	8.09	280.37	7.05	346.12	6.24	556.75	4.73	706.96	4.11	886.17	3.60	1120.13	3.14	1382.68	2.78	1673.17	2.49	1991.34	2.25
74.40	17.13	90.69	15.26	143.91	11.65	182.84	10.14	232.09	8.82	293.72	7.69	362.60	6.80	583.26	5.15	740.62	4.48	928.37	3.93	1173.47	3.43	1448.52	3.03	1752.85	2.71	2086.17	2.45
77.78	18.60	94.81	16.57	150.46	12.66	191.16	11.01	242.64	9.58	307.07	8.35	379.09	7.38	609.78	5.59	774.29	4.87	970.57	4.26	1226.81	3.72	1514.36	3.29	1832.52	2.94	2181.00	2.66
81.16	20.12	98.94	17.93	157.00	13.69	199.47	11.91	253.19	10.36	320.43	9.03	395.57	7.99	636.29	6.05	807.95	5.26	1012.77	4.61	1280.15	4.02	1580.20	3.56	1912.20	3.18	2275.82	2.88
84.54	21.70	103.06	19.34	163.54	14.77	207.78	12.84	263.74	11.17	333.78	9.74	412.05	8.61	662.80	6.53	841.62	5.68	1054.96	4.98	1333.49	4.34	1646.04	3.84	1991.87	3.43	2370.65	3.10
87.92	23.34	107.18	20.79	170.08	15.88	216.09	13.81	274.29	12.02	347.13	10.47	428.53	9.26	689.31	7.02	875.28	6.11	1097.16	5.35	1386.83	4.67	1711.89	4.13	2071.55	3.69	2465.47	3.34
91.30	25.03	111.30	22.30	176.62	17.03	224.40	14.81	284.84	12.89	360.48	11.23	445.01	9.93	715.82	7.53	908.95	6.55	1139.36	5.74	1440.17	5.01	1777.73	4.43	2151.22	3.96	2560.30	3.58
94.69	26.78	115.42	23.85	183.16	18.22	232.71	15.84	295.39	13.78	373.83	12.01	461.50	10.63	742.34	8.05	942.61	7.00	1181.56	6.14	1493.51	5.35	1843.57	4.74	2230.90	4.24	2655.13	3.83
98.07	28.57	119.55	25.45	189.71	19.44	241.02	16.91	305.94	14.71	387.18	12.82	477.98	11.34	768.85	8.59	976.28	7.47	1223.76	6.55	1546.85	5.71	1909.41	5.05	2310.57	4.52	2749.95	4.08
101.45	30.42	123.67	27.10	196.25	20.70	249.33	18.00	316.49	15.66	400.53	13.65	494.46	12.07	795.36	9.15	1009.94	7.96	1265.96	6.98	1600.19	6.08	1975.25	5.38	2390.25	4.81	2844.78	4.35
104.83	32.33	127.79	28.80	202.79	22.00	257.64	19.13	327.04	16.64	413.88	14.51	510.94	12.83	821.87	9.72	1043.61	8.46	1308.16	7.41	1653.53	6.47	2041.09	5.72	2469.92	5.12	2939.60	4.62
108.21	34.28	131.91	30.54	209.33	23.33	265.95	20.29	337.59	17.65	427.23	15.39	527.42	13.61	848.38	10.31	1077.27	8.97	1350.35	7.86	1706.87	6.86	2106.94	6.06	2549.60	5.43	3034.43	4.90
111.59	36.29	136.04	32.34	215.87	24.70	274.27	21.48	348.14	18.69	440.59	16.29	543.91	14.40	874.90	10.92	1110.93	9.49	1392.55	8.32	1760.21	7.26	2172.78	6.42	2629.27	5.74	3129.26	5.19
114.98	38.36	140.16	34.17	222.41	26.10	282.58	22.70	358.69	19.75	453.94	17.21	560.39	15.22	901.41	11.54	1144.60	10.03	1434.75	8.80	1813.55	7.67	2238.62	6.78	2708.95	6.07	3224.08	5.48
118.36	40.48	144.28	36.06	228.96	27.54	290.89	23.95	369.24	20.84	467.29	18.16	576.87	16.06	927.92	12.17	1178.26	10.59	1476.95	9.28	1866.89	8.09	2304.46	7.16	2788.62	6.40	3318.91	5.79
121.74	42.64	148.40	37.99	235.50	29.02	299.20	25.23	379.79	21.95	480.64	19.14	593.35	16.92	954.43	12.82	1211.93	11.16	1519.15	9.78	1920.23	8.53	2370.30	7.54	2868.30	6.75	3413.73	6.10
125.12	44.86	152.53	39.97	242.04	30.53	307.51	26.55	390.34	23.10	493.99	20.13	609.83	17.80	980.94	13.49	1245.59	11.74	1561.35	10.29	1973.56	8.97	2436.15	7.93	2947.97	7.10	3508.56	6.41
128.50	47.13	156.65	41.99	248.58	32.07	315.82	27.89	400.89	24.27	507.34	21.15	626.32	18.70	1007.46	14.17	1279.26	12.33	1603.55	10.81	2026.90	9.43	2501.99	8.34	3027.64	7.46	3603.39	6.74
131.88	49.45	160.77	44.06	255.12	33.65	324.13	29.26	411.44	25.46	520.69	22.19	642.80	19.63	1033.97	14.87	1312.92	12.94	1645.74	11.34	2080.24	9.89	2567.83	8.75	3107.32	7.83	3698.21	7.07
135.27	51.83	164.89	46.17	261.66	35.27	332.44	30.67	421.99	26.69																		

## **Pressure loss tables**



## Water Hammer

To calculate possible excess pressures (P) produced by water hammers, the celerity ( $\alpha$ ) must be first determined. It is a characteristic of the pipe and the fluid that it transports, and it evaluates the change in the water speed (V) which can occur in the valve openings and closings or for startups or shutdowns of the pump.

$$P = \frac{a \cdot V}{g} ; \quad a = \frac{9900}{\sqrt{48.3 + K_c \cdot \frac{D_m}{e}}} ; \quad K_c = \frac{10^{10}}{E}$$

TOM® PN16 (230 PSI) PIPES

V	a	P (water hammer)	
		m	bar
0.5	293	15	1.5
1.0	293	30	3.0
1.5	293	45	4.5
2.0	293	60	6.0
2.5	293	75	7.5
3.0	293	90	9.0
3.5	293	105	10.5
4.0	293	119	11.9

K9 DUCTILE IRON PIPES

V	a	P (water hammer)	
		m	bar
0.5	1100	56	5.6
1.0	1100	112	11.2
1.5	1100	168	16.8
2.0	1100	224	22.4
2.5	1100	280	28.0
3.0	1100	336	33.6
3.5	1100	392	39.2
4.0	1100	449	44.9

Air locks in the pipes during filling can be highly damaging when water hammers arise and can cause excess pressure far beyond the levels established in the tables above. Thus it is important to follow the following recommendations:

- **Filling the pipe** should only be carried out at low speed (approximately 0.05 m/s) and at the lowest point in the pipe system.
- **When installing purging mechanisms** (double effect suction mechanisms) at the highest points on each section of pipe.
- During filling it is important to leave opened the elements capable of **evacuating air** (valves), and close them from bottom to top in the pipe as the pipe fills up with water.

## Reduction ratios: Temperature and Application

High temperatures (over 25 °C) or demanding or aggressive applications can reduce Allowable Operating Pressure (PFA) of pipes in comparison to the Nominal Pressure (NP).

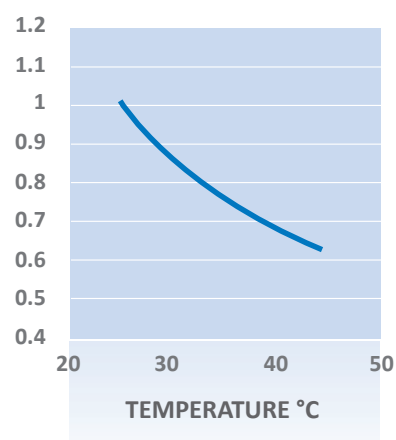
$$PFA = PN \cdot f_T \cdot f_A$$

The derating factor ( $f_T$ ) as function of operating temperature can be obtained from the graph on the right.

The derating factor related to application of the system ( $f_A$ ) must be determined by the Project Manager.


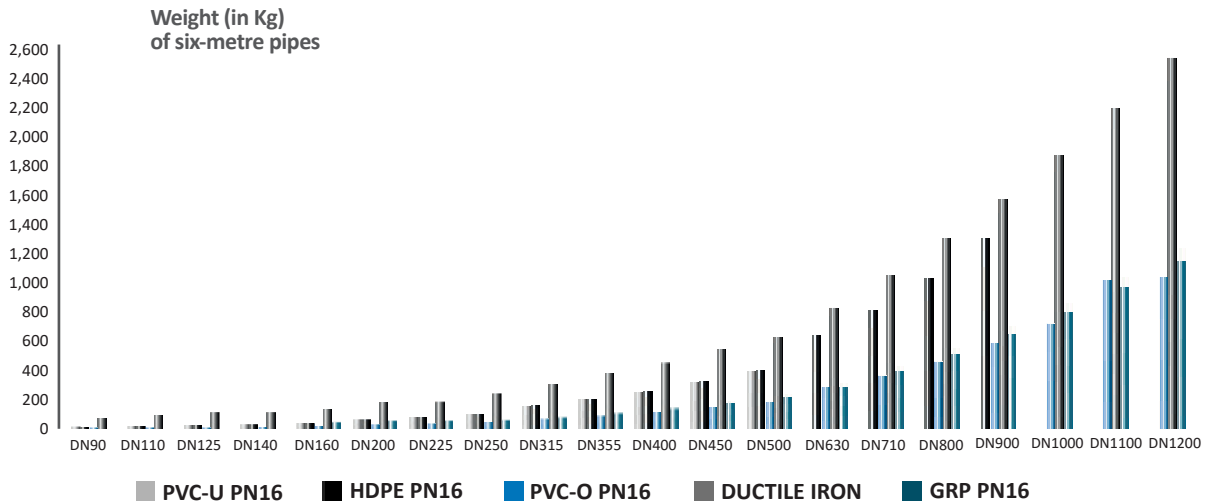
Note: Project design and execution is responsibility of the Project Manager and the Contractor, respectively.

Temperature Ratio Graph



## Quick, low-priced installation

🕒 **TOM® PVC-O pipes are less than half PVC and HDPE pipes weight:** between six and twelve times less per linear metre than ductile iron pipes of the same nominal external diameter. Due to their lightness, **they can be lifted without mechanical assistance** (cranes, hoists, etc), up to a diameter of DN315 mm, which brings down the overall cost of installation.



Because TOM® pipes have a high resistance, they offer considerable **advantages in terms of unloading, installation in trenches and pipe-to-pipe connection**. Moreover, these pipes are so easy to connect to one another that they offer very high performance: they can be handled and installed by lower-qualified workers and without machinery (up to DN 315).

For all these reasons **TOM® pipes offer huge advantages in terms of installation in metres/installation-hours** compared to other solutions.

## Transport and Storage

🕒 TOM® pipes characteristics make them easy to transport and store, which means considerable savings in costs.

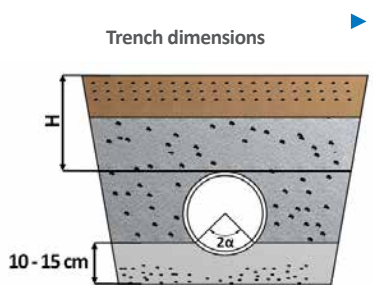
**To optimize transport**, it is advisable to stick to the following guidelines:

- If different diameters are going to be transported in the same batch, the biggest diameters must be placed below.
- Leave the sockets free, alternating sockets and free ends.

To avoid damaging pipes in storage, it is advisable to:

- Store the pipes horizontally on a flat surface, on supports spaced 1.5 metres apart, to keep the pipes from bowing.
- Do not stack higher than 1.5 metres.
- Leave the sockets free, alternating sockets and free ends.
- If the pipes are stored in direct sunlight, cover the pallets with opaque material and with ventilation to prevent overheating.

## Excavation



Although other types of applications are possible, **TOM® pipes are particularly recommended for underground installation.** The dimensions of the trench will depend on the loads to which pipes will be submitted (road traffic, soil types, etc). As a rule of thumb, when there is no road traffic involved, the pipes' crown will be at a minimum depth of 0.6 metres (60 cm); with road traffic, the minimum depth is 1 metre.

The **minimum width of the trench** can be calculated using the following tables:

DN (mm)	Minimum width of trench B (m)
90-250	0.60
315	0.85
355	1.10
400	1.10
450	1.15
500	1.20
630	1.35

DN (mm)	Minimum width of trench B (m)
710	1.60
800	1.65
900	1.75
1000	1.85
1100	1.95
1200	2.05

Depth of trench H (m)	Minimum width of trench B (m)
H < 1.00	0.60
1.00 < H < 1.75	0.80
1.75 < H < 4.00	0.90
H > 4.00	1.00

The **bottom of the trench** should be homogeneous, uniform and ensure a solid support along the entire length of the pipe.

## Assembly

- Checks must be made to **ensure that joints are clean** both inside the pipe and outside.
- To facilitate assembly, it is advisable to **lubricate the sockets and free ends using lubricating soap.**
- **Align the pipe-ends** and slot the sockets into place.
- **Pipes can be slotted into one another** using levers (use only materials that will not damage the pipes, e.g. wood), or slings. With small diameters, however, owing to the elastic joint system and the lightness of the pipe, a short, sharp movement of the hand is enough to couple the pipes.

## Angular Deviation

Angular deviations in the union system are allowed. This means that the piping can be channeled following a desired line.



DN (mm)	Maximum angular deviation Angle (°)	Displacement between sockets D (mm) <sup>(1)</sup>
90-1200	2°	200

(1) Pipes not exceeding 5.95 metres in length.



## Anchoring

⦿ Pipes that are subjected to internal hydrostatic pressure are also subjected to thrust forces at every point of change of direction (angular deviation of the pipe, elbows, curves, etc) and in parts and components that increase or reduce the pipe's cross-section, such as valves, branches, overflows, etc. These forces can be extremely strong and are even capable of moving the ground, causing pipes to uncouple. In general terms, the thrust forces can be gauged using the following formula:

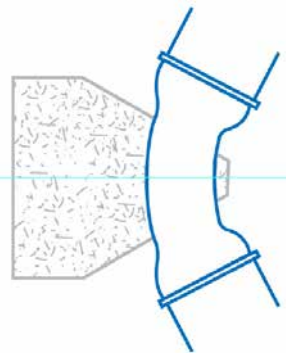
$$\text{Force(kg)} = k \cdot \text{Pressure (bar)} \cdot \text{Pipe Cross Section (cm}^2\text{)}$$

In caps and tees at 90°:  $k=1$

In reducers:  $k=1 - \frac{\text{Smallest cross-section}}{\text{Biggest cross-section}}$

In changes of direction:  $k=2 \cdot \sin \frac{\beta}{2}$

◀ Anchoring at points of change of direction



It is important to ensure that the concrete is poured directly into the previously positioned ground and that it has the required mechanical resistance. When designing the anchoring, bear in mind that **the joints must be left free** to enable its subsequent inspection during hydraulic trials.

## Bedding and Filling the Trench

⦿ To analyze the optimal and most efficient way for the preparation of bedding on which to settle the pipe and the subsequent filling and compacting the ground on the sides and top of the pipe, see our installation instructions or contact with our technical and commercial service.

## Trials and Entry into Service

⦿ **The EN 805:2000 Water Supply Standard** is applicable to all aspects of on-site trials and Entry into Service. During installation, it is important to carry out trials on the lengths of completely laid pipeline (the length can vary between 500 and 1,000 metres). The ends of each length of pipeline will be sealed off using the appropriate components, and the pipeline must be partly filled with the joints in full view.

**The trial pressure (STP)** in  $\text{N/mm}^2$  ( $0.1 \text{ N/mm}^2 = 1 \text{ atm}$ ) will be as follows:

a) If the water hammer has been calculated precisely:  $\text{STP} = \text{MDP} + 0.1$

b) If the water hammer is estimated, use the lesser of the following two values:

$$\text{STP} = \text{MDP} + 0.5 \quad \text{and} \quad \text{STP} = 1.5 \cdot \text{MDP}$$

MDP is the Maximum Design Pressure, i.e. the maximum allowable pressure in a pipe, including the effect of a water hammer. The Entry into Service of piping for drinking water must comply with the required health standards for water for human consumption.

Certificates

Quality System Certification according to **UNE-EN ISO 9001:2015**.






Environmental Management System Certification according to **ISO 14001:2015**.




**TOM® AENOR Product certification according to UNE-EN 17176:2019.** Mark.

**TOM® AENOR Product certification according to ISO 16422:2014.** Mark.



**TOM® AFNOR Product certification according to NF T 54-948:2010.** Mark.

**ecoFITTOM® AENOR Product certification according to UNE-CEN/TS 17176-3:2019.** Mark.



Latest certificates can be downloaded at [www.molecor.com](http://www.molecor.com)

Certificates

Attestation de Conformité Sanitaire (ACS) according to French legislation.



Sanitary certificate HYDROCHECK (Belgium).



Water Regulations advisory scheme (WRAS) Material approval - materials which have passed full tests of effect on water quality.



Approval test of RD 140/2003 "Criterios Sanitarios de la calidad del agua de consumo humano" (Sanitary Criteria for human water quality consumption).



Latest certificates can be downloaded at [www.molecor.com](http://www.molecor.com)









Ctra. M-206 Torrejón - Loeches Km 3.1  
28890 Loeches  
Madrid - Spain  
Tel.: +34 911 337 088  
Fax: +34 916 682 884  
canalizaciones@molecor.com  
www.molecor.com

